



# Micro Focus Enterprise Test Server 9.0

Release Notes

**Micro Focus**  
**The Lawn**  
**22-30 Old Bath Road**  
**Newbury, Berkshire RG14 1QN**  
**UK**  
<http://www.microfocus.com>

© Copyright 2023 Micro Focus or one of its affiliates.

**MICRO FOCUS**, the Micro Focus logo and Enterprise Developer are trademarks or registered trademarks of Micro Focus or one of its affiliates.

All other marks are the property of their respective owners.

2024-01-10

# Contents

<b>Micro Focus Enterprise Test Server 9.0 Release Notes</b> .....	<b>4</b>
<b>What's New</b> .....	<b>6</b>
Learn Micro Focus™ COBOL Extension for Visual Studio Code and Micro Focus™ COBOL Fundamentals .....	6
Micro Focus™ Enterprise Extension for Visual Studio Code .....	7
Micro Focus™ COBOL Extension for Visual Studio Code .....	7
.NET Support .....	7
Enterprise Server .....	8
Enterprise Server Common Web Administration (ESCWA) .....	8
Enterprise Server Security .....	8
HCO for SQL Server .....	9
IMS Support .....	9
JCL Support .....	9
Terminal Emulation .....	10
Tracing .....	10
<b>Significant Changes in Behavior or Usage</b> .....	<b>11</b>
<b>Known Issues</b> .....	<b>18</b>
<b>Resolved Issues</b> .....	<b>19</b>
<b>Other Issues Resolved in This Release</b> .....	<b>54</b>
<b>Unsupported or Deprecated Functionality</b> .....	<b>55</b>
<b>Additional Software Requirements</b> .....	<b>56</b>
<b>Installation</b> .....	<b>57</b>
Before Installing .....	57
Downloading the Product .....	57
System Requirements .....	57
Installation Restrictions and Requirements .....	58
Product Co-Existence .....	59
Basic Installation .....	59
Installing .....	59
Advanced Installation Tasks .....	59
Installing as an Upgrade .....	60
Enterprise Test Server Installation Options .....	60
After Installing .....	61
Repairing .....	61
Uninstalling .....	61
<b>Licensing Information</b> .....	<b>62</b>
To start Micro Focus License Administration .....	62
Installing licenses .....	62
If you have a license file .....	63
If you have an authorization code .....	63
To obtain more licenses .....	65
<b>Updates and Customer Care</b> .....	<b>66</b>
Further Information and Customer Care .....	66
Information We Need .....	67
Creating Debug Files .....	67
<b>Copyright and Disclaimer</b> .....	<b>68</b>

# Micro Focus Enterprise Test Server 9.0 Release Notes

These release notes contain information that might not appear in the Help. Read them in their entirety before you install the product.



## Note:

- This document contains a number of links to external Web sites. Micro Focus cannot be responsible for the contents of the Web site or for the contents of any site to which it might link. Web sites by their nature can change very rapidly and although we try to keep our links up-to-date, we cannot guarantee that they will always work as expected.
- Check the *Product Documentation* section of the [Micro Focus Customer Support Documentation Web site](#) for any documentation updates.

## Product Overview

Enterprise Test Server is a test execution environment that allows you to test mainframe applications on a low cost Windows platform. You can use variables or the tilde syntax to relieve the mainframe test bottleneck by allowing you to perform a substantial part of your application testing on Windows prior to moving the application back to the mainframe for final pre-production testing and deployment.

Enterprise Test Server supports IBM COBOL, High Level Assembler, CICS, IMS TM and DB, JCL, DB2, and z/OS file formats. It also supports common batch utilities such as SORT. This means that applications running under Enterprise Test Server behave just as they would on the mainframe, so you can perform a wide variety of pre-production testing activities on low-cost hardware rather than on the mainframe.

To configure Enterprise Test Server your development administrator will work with the development teams to set up the Enterprise Test Server environment on your central Windows test server, as follows:

1. Enterprise Developer is used to recompile application source code for execution on Windows.
2. Test data sets or databases are made available either locally or on the mainframe through remote access.
3. Development and test teams are trained to ensure that they understand how to test applications within the Enterprise Test Server environment and to switch between the different test regions it supports.

Enterprise Test Server comes in the following product variants:

- Enterprise Test Server, which is the standard Test Server product and is a mainframe Test Execution environment.
- Enterprise Test Server Premium, which also provides Test Automator. Use Test Automator to automate testing by creating automated test suites you can play back against Enterprise Test Server or against the host.

## Upgrading from earlier Micro Focus products

This version of your product is dependent on a later version of the Microsoft C run-time system than earlier Micro Focus products. This means that COBOL executables (.exe) built with a version earlier than 4.0 might not be compatible with the current version of the run-time products. If the behavior of your application changes with the current version, we strongly recommend that you relink the main executable with the current version. This will ensure that the COBOL run-time system fully handles any run-time error conditions that might occur.

A new executable that is fully compatible with the current version can be produced without recompiling the application, as long as the original object code is available and it is relinked with the current version.

To allow your executables to benefit from the product's latest programming and performance enhancements, we recommend a full recompilation of your source code.

# What's New

This *What's New?* document covers some of the new features and functions in the latest release of the Micro Focus Enterprise Product Suite. Updates apply to the following products:

- **Micro Focus Enterprise Developer** which provides a contemporary development suite for developing and maintaining mainframe applications, whether the target deployment is on or off the mainframe.
- **Micro Focus Enterprise Test Server** which provides a comprehensive test platform that takes advantage of low cost processing power on Windows environments, to supply scalable capacity for testing z/OS applications without consuming z/OS resources.
- **Micro Focus Enterprise Server** which provides the execution environment to deploy fit-for-purpose mainframe workload on Linux, UNIX and Windows (LUW) environments on IBM LinuxONE (IFLs), standalone servers, virtual servers, or the Cloud.
- **Micro Focus Enterprise Server for .NET** which provides the execution and modernization platform to deploy fit-for-purpose mainframe workload on a scale-out .NET infrastructure and the Azure Cloud.

This document helps you to quickly understand the new capabilities within the 9.0 release.

Enhancements are available in the following areas:

- [Learn Micro Focus™ Learn COBOL extension and Micro Focus™ COBOL Fundamentals Course](#)
- [Micro Focus Enterprise Extension for Visual Studio Code](#)
- [Micro Focus COBOL Extension for Visual Studio Code](#)
- [.NET Support](#)
- [Enterprise Server](#)
- [Enterprise Server Common Web Administration \(ESCWA\)](#)
- [Enterprise Server Security](#)
- [IMS support](#)
- [JCL Support](#)
- [Terminal Emulation](#)
- [Tracing](#)

## Learn Micro Focus™ COBOL Extension for Visual Studio Code and Micro Focus™ COBOL Fundamentals Course

[Back to Top](#)

Micro Focus has released a new video-based training course in COBOL, Micro Focus™ COBOL Fundamentals Course. The course teaches the fundamentals of the COBOL language, introduces the Micro Focus™ COBOL syntax, and usage of Micro Focus COBOL tools.

The course is ideal for developers familiar with C, Java, or .NET who want to learn COBOL. It doesn't matter what language you know, as long as you have experience of standard programming concepts, this course is for you.

A new Learn Micro Focus™ COBOL Extension for Visual Studio Code is available. The extension comes with the training materials for the COBOL training course. For information about the COBOL course, and the Learn Micro Focus™ COBOL Extension for Visual Studio Code, visit [www.cobol.com](http://www.cobol.com).




**Note:** This extension is not included with the Enterprise Developer installer.

# Micro Focus™ Enterprise Extension for Visual Studio Code

[Back to Top](#)

The following features are now available in the Micro Focus™ Enterprise Extension for Visual Studio Code when you use it with Enterprise Developer 9.0:

- A PL/I Language Server is available. This enables the following advanced features in the PL/I editor - Find All References, Peek, **Outline** view, collapsible regions, Rename, Navigate To, background error reporting, variable highlights.
- A new button, , **Debug PL/I Program** or **Run PL/I Program** in the top right corner of the editor, is present for the current PL/I program.
- You can now specify the PL/I main file context for include files if an include copybooks is referenced in more than one program.




## Note:

- This extension is not included with the Enterprise Developer installer.
- This extensions also installs the Micro Focus™ COBOL Extension for Visual Studio Code.

# Micro Focus™ COBOL Extension for Visual Studio Code

[Back to Top](#)

The following features are now available in the Micro Focus™ COBOL Extension for Visual Studio Code when you use it with Enterprise Developer 9.0:

- JVM COBOL debugging
- COBOL notebooks where you can have text and executable blocks of COBOL code in the same file.
- Colorization for COBOL directives files, `cobol.dir`.
- A new button, , **Debug COBOL Program** or **Run COBOL Program** in the top right corner of the editor, present for the current COBOL program.
- Configuration setting for custom tab stops.
- A Micro Focus COBOL terminal in the TERMINAL pane.
- You can now specify the COBOL main file context for copybooks if a copybooks is referenced in more than one program.



**Note:** This extension is not included with the Enterprise Developer installer.

# .NET Support

[Back to Top](#)

This release provides the following enhancements to .NET support:

- This release installs several NuGet packages each of which contains the assemblies for a specific Micro Focus functionality. New .NET projects, as well as existing projects you edit or build in 9.0 are linked to a core package, `MicroFocus.COBOL.Runtime.Core`, that includes the basic functionality for the projects. You need to add any additional packages (such as a specific file handler, COBOL Accept/Display etc.) manually to the projects. The new packages enable better granularity of distributions, and provide more flexibility and control over what is packaged with the application.

- New SDK version - the Micro Focus SDK version has changed to version 2.1. See *Upgrading existing .NET COBOL project files* in your product Help for details on how to upgrade your existing projects.

## Enterprise Server

[Back to Top](#)

This release provides the following enhancements:

- A new `casverify` command-line utility is available. This utility enables you to verify the configuration of a specified enterprise server region without attempting to start it, and also enables you to create immediate diagnostics information in JSON or human-readable output. Verification stages are modular, enabling you to specify which validation checks to run.
- You can now list job steps to enable users to perform advanced restarts. Job steps can be output to JSON by specifying `casout /%jnumber` or output to a table by specifying `casout /%tnumber`. See `casout` for more information.
- Enterprise Developer CICS now supports the MAPPINGDEV option of SEND MAP and RECEIVE MAP commands.
- Application diagnostic reporting now enables you to collect JCL process failures. See *Application Diagnostic Reporting for Enterprise Server* for more information.

## Enterprise Server Common Web Administration (ESCWA)

[Back to Top](#)

Enhancements are available in the following areas:

- Accessibility improvements - provide improved compliance with 508 and WCAG 2.1 standards.
- API, version 2 extensions - includes updated versions of some of the existing API version 1 endpoints, and has been extended to contain more endpoints.
- Merged Archived Spool - you can now configure an enterprise server region to view a merged archived spool in the UI. You can view multiple archived spools from a single region, and view old spool information for multiple jobs that have ran under a previous name
- Page search facility - you can now search for a page that contains a specified search string. This enhancement is part of the WCAG 2.1 requirements for accessibility.
- PAC clients - the ESCWA UI lists all TN3270 clients connected to a PAC. This enables you to administer and monitor clients across the entire PAC from a single PAC region.
- TLS-enabled Redis connections. ESCWA now supports administering and monitoring PACs with a TLS Redis SOR.

## Enterprise Server Security

[Back to Top](#)

This release provides the following new features and enhancements:

- Demo CA - the component has been completely redesigned and is now included as part of Enterprise Developer. Demo CA supports multiple installations, uses up-to-date cryptographic support, and generates modern version 3 certificates with SANS, PKIDs, AKIDs, etc. signed by an intermediate CA. Demo CA is now easier to use and has improved interoperability with third-party SSL/TLS systems.



**Note:** Micro Focus strongly recommends that Demo CA is only used for SSL/TLS development and testing and is not intended for use in a production environment.



- `esfupdate` support for the Vault Facility - the `esfupdate` utility now supports the use of the Vault Facility for credentials it needs to connect to MFDS.
- OpenSSL 3.0 - OpenSSL has been updated to use the current Long Term Supported OpenSSL cryptographic library.
- VSAM External Security Manager (EAP) - the VSAM ESM Module is a new option for Enterprise Server security which is simpler and more convenient than using LDAP-based security. The VSAM ESM Module provides a security manager for Enterprise Server which keeps security data in COBOL data (VSAM) files. It provides many of the features of the MLDAP ESM Module but does not require an LDAP server or other third-party solution. Security data can be imported from a YAML file, facilitating the securing of Enterprise Server and the modification of its security data.



**Attention:** This feature is in Early Adopter Program (EAP) release status. We intend to provide the finalized feature in a future release. Please contact Micro Focus Customer Care if you require further clarification.

## HCO for SQL Server

[Back to Top](#)

This release includes support for the following:

- The Define Lists tool in the HCOSS UI has been enhanced to enable you to select a dependency mode to use when creating a transfer list. The available modes are:

**Default** Automatically include all parent objects of the selected object.

**Family tree** Automatically include all parent objects of the selected table.

Automatically include the child objects of each parent object.

Repeat until no more parents and children are found.

**No dependency handling** Include the selected table only (do not include any parent or child objects).

- The Transfer Data Tool now includes the start and end date and time for each table transfer.

## IMS Support

[Back to Top](#)

This release includes the following new features for IMS:

- A new environment variable, `ES_IMS_DISPLAY_NEW`, has been added to enable the new z/OS / `DISPLAY` timestamp output format.
- APARM handling has been updated to use EBCDIC APARMS obtained from EBCDIC applications. In addition, the APARM positional parameter for DLI has been changed from 19 to 20 to be consistent with the IBM IMS documentation. The APARM positional parameter for BMP applications remains at 19.
- The `ES_IMS_APARM_DLI` environment variable has been added to enable the APARM handling behavior of previous releases. See `ES_IMS_APARM_DLI` for details.

## JCL Support

[Back to Top](#)

- In this release the security around running programs from JCL jobs has been enhanced to enable you to limit:
  - The location of the programs to load

- Permission to run particular programs based on user ID

This release writes several additional messages to the job log as a JCL job runs, including the location from which each program is loaded. For example:

```
JCLCM0303I Program IDCAMS (MFJAMS) loaded from library
SYS1.LOADLIB
```

When running one of your own programs, you might see messages such as:

```
JCLCM0305I Failed to find program JCLREAD in private libraries
and SYS1.LNKLIB.
JCLCM0306I Number of SYS1.LNKLIB entries: 0.
JCLCM0303I Program JCLREAD loaded from library SYS2.LOADLIB.
```

Combined, these three messages indicate that the program was not found in the main program search path (SYS1.LNKLIB) but has been loaded from the JES Program Path (SYS2.LOADLIB).

For more information about increased JCL security checks including a configuration example, see *JCL Enhanced Security Checks* in your product Help. For information about suppressing security check messages in the job log, see *ES\_JES\_HIGHER\_SECURITY\_LEVEL*, also in your product Help.

- The MF\_SPLJNO\_LOCK environment variable has been added. Using this variable, you can change the process by which the JES engine accesses the job number of a JCL submission to enable enqueueing, which can increase throughput, reduce latency, and reduce disk/file access. For details, see *MF\_SPLJNO\_LOCK*.

## Terminal Emulation

[Back to Top](#)

This release provides the following new features.

- Enterprise Developer and Enterprise Test Server now incorporate Host Access for the Cloud (HACloud) to provide 3270 emulation. HACloud is the leading Web-based emulator and requires no additional desktop installation. HACloud replaces the Rumba+ Desktop emulator previously supplied with Enterprise Developer. Customers that have Rumba+ Desktop entitlement can continue to use it within Rumba+ Desktop.
- In this release, Host Access for the Cloud supports session configuration options, as well as creating and using macros.

## Tracing

[Back to Top](#)

This release provides the following enhancements and new features:

- Improvements have been made to the Common Communications Interface (CCI) tracing. CCI tracing can now be enabled using only the Consolidated Trace Facility (CTF) configuration, without needing to set trace options in CCI.INI or the environment as well. SSL/TLS trace points have been added to the CCI CTF trace, making it easier to control. It uses the same mechanism as other components such as the COBOL RTS. SSL/TLS tracing is now incorporated into CTF, placing all communications trace output in one place and adding timestamps and other useful information to these tracepoints. See *Enabling CCI Tracing* for more information.

# Significant Changes in Behavior or Usage

This section describes significant changes in behavior or usage. These changes could potentially affect the behavior of existing applications or impact the way the tools are used.

The numbers that follow each issue are the Support Incident Numbers followed by the Defect number (in parentheses).

- [Data Tools](#)
- [Enterprise Server](#)
- [File Handling](#)
- [HA Cloud](#)
- [IMS Support](#)
- [JCL Support](#)
- [Micro Focus Directory Server](#)
- [Runtime System](#)
- [Setup Issues \(Windows\)](#)


## Data Tools


[Back to the list](#)

- A new print function available from the **File** group and the **File** menu enables you to print the records shown in the editor.  
00367084 (12432)
- An enhancement to the **Compare Files** function has been added, so that when a comparison is made, the **File Information** option shows a statistics overview of the comparison being displayed.  
02200177 (222157)
- In the Data File Editor, the **Compare Files** function has been enhanced to allow you to select start and end columns in which to compare, so only a subset of a record is compared, rather than the entire record.  
02306654 (222159)
- A **Quick final page access** option has been added to the **Preferences** dialog box of the Data File Editor. When selected, large variable sequential files (files > 10,000 records) immediately jump to the last page of the file when it is opened.  
02330923 02365033 02399254 (294002)

## Enterprise Server

[Back to the list](#)

- A new option to uninstall a PAC installed on an enterprise server region before deleting the region has been added to ensure that all PAC components are properly removed.  
01907370 (124107)
- ESCWA now validates the TLS properties to help prevent errors on entry.  
 **Note:** If ESCWA has an invalid TLS configuration, it reverts to starting without TLS enabled.  
01983736 (203178)
- In ESCWA, a **Stop** for IMS MPRs, JES Initiators, and JES Printers now operates correctly.  
02311796 (286178)

- An issue with not being able to update or navigate the ESCWA UO though the job output in the spool while it is still running has been resolved.  
02322494 (286142)
- In ESCWA, the default dashboard can now be modified for all users of a server.  
02458710 (392040)
- In ESCWA, the FCT Fix Up button has been added to the Active FCT page. See *Active FCT* in your product Help for more information.  
(374021)
- The **Job View** page in ESCWA now includes a list of job steps that have run during the current enterprise server region up time.  
(347033)
- A new configuration property has been added to ESCWA to enable the default language the UI displays to be overridden from the user's browser locale.  
02227239 02307446 (260128)
- ESCWA now supports TLS enabled Redis repositories.  
(306097)
- In ESCWA, the **Process ID** column has been added to the table on the **Dynamic Debug** page. See *Dynamic Debug* in your product Help for more information.  
(350029)
- In ESCWA, the **Spool** page can now display multiple **Spool Output** types.  
02503214 (401184)
- ESCWA now supports Expiration Dates for Catalog DCB.  
02159515 (202201)
- In ESCWA, a new PAC **Client List** page has been added. This page displays a list of PAC members and associated information. See *PAC Client List* in your product Help for more information.  
(384037)
- ESCWA now supports merged archive spool. See *Spool* in your product Help for more information.  
(245050)
- An alternate index has been added to the non-recoverable temporary storage file TXTSNR. This is to enable queues to be returned in alphabetical order when browsing with INQUIRE. When warm starting non-recoverable TS, if TXTSNR has only a single key then the file will automatically be upgraded to include the alternate index. If there is a problem during the upgrade process then message CASI1405S will be written to the console indicating the failure and that the enterprise server region will fail to start. In this case, the file will either need to be repaired or temporary storage will need to be cold started.  
 **Note:** Once TXTSNR has been upgraded it can no longer be used on an older version of the product that does not contain this fix.  
02441509 (389045)
- Corrected the spelling for the **db\_server\_name** Configuration Manager property. You will need to update existing 8.0 enterprise server region configurations by either applying any change on the ESCWA **General >Advanced** page, or by updating the **mfConfigManagerData** MFDS property through the ESCWA API. If this is not performed, the warning message **CASCF0071W** Configuration Manager - The requested property (db\_sever\_name) was not found will be displayed in the Console log during region initialization. This will not cause any issues if the **Region Database Server Name** property was not previously used, or if it was set though the **ES\_DB\_SERVER** environment variable. Otherwise, you will need to reset this property using the above methods as the previous configuration for **Region Database Server Name** will not be honored, which might result in the region failing initialization.  
(350050)

- A recent change resulted in EXEC CICS TIME(...) expiring immediately. This has been fixed.  
02525957 (411120)
- In the context of a multi-hop Distributed Program Linking (DPL), if the last stage used the default mirror transaction, its back-end could be left hanging if a SYNCPOINT was invoked by the upstream partner. This has been fixed.  
02432614 02434318 (377071)
- You can now list job steps to enable users to perform advanced restarts. Job steps can be outputted to JSON by `casout /%jnumber`. Job steps can be output to a table by `casout /%tnumber`. See `casout` in your product Help for more information.  
(401023)
- When submitting JCL by content via ESCWA or the JCL command `cassub`, Enterprise Server will now authorize the request against a new `cassub.content` resource class under OPERCMDS. If this class is not specified then Enterprise Server will revert to existing behavior. See Resource Classes for ESMAC and Operator Command Security in your product Help for more information. A prototype definition has been provided in the standard LDIF files shipped with the product.  
(313048)
- A new parameter, `-i` has been added to the `cassub` utility. This parameter enables the user to specify a correlator up to 32-bytes long comprised of ASCII printable characters. The JCL engine will ensure this correlator has not previously been supplied for a JCL JOB. If a duplicate correlator is detected, the job submission will be rejected and the previous JOB ID will be returned. See `cassub` in your product Help for more information.  
02462072 (394004)
- The Redis server supplied with the product is now version 6.2.6. In ESCWA, you must now specify the **Certificate Authority Filepath**, **Certificate Filepath**, and **Private Key Filepath** properties on the **Advanced Region Properties** page for all enterprise server regions that are members of a PAC that has a TLS-enabled Redis Scale-Out Repository (SOR). See *Scale-Out Repositories* in your product Help for more information.  
00373756 (12618)
- When a CICS abend occurs, the 4 letter abend code now appears after the Transaction ID in HSF records. There has been no change in behavior in the case of an RTS abend, where the transaction name followed by ABEND still appears.  
(246037)
- EXEC CICS INQUIRE TASK LIST now includes dispatchable (queued) tasks in the returned LISTSIZE parameter.  
(365089)
- When performing a DPL targeting a program that had an installed PPT specifying that it was remote, the use of the TRANSID option on the LINK would be ignored. This has been fixed.  
02434323 (386136)
- During XA recovery, if a resource manager reports an in doubt transaction which has no log entry, a CASXO0040W message will now be displayed in the console.  
(425081)
- If a SOR cannot be connected during enterprise server region start up, then the region no longer starts. Previously, this only applied to the PSOR, but now applies to other SORs which were only used for TS and TD queues. This change was made because the previous behavior could lead to queues being written to different locations (SORs or disk) across the PAC. If a PSOR cannot be connected during a process start up when the region is already running, then the process will be blocked until the connection can be established. Retries will be attempted at increasingly longer intervals. If a (non-PSOR) SOR cannot be connected to at process start up when the enterprise server region is already running, then the process will continue to start up. At queue access time, for a queue that must go to that SOR, the connection will be retried. If this is unsuccessful then the command will receive an IOERR.

02399193 (356005)

- ESMAC is disabled by default. ESMAC can be enabled from the **Advanced Region Properties** page in ESCWA.

(397027)

## File Handling

[Back to the list](#)

- The SQL Server ENQ/DEQ implementation has been modified to eliminate any possibility of ENQ request failures occurring due to an intermittent Service Broker problem. The new implementation introduces a new ENQ stored procedure, and modification of the existing DEQ one to allow it to work with both the Service Broker and non-Service Broker implementations.

(285197)

- The OPEN EXTEND operation now follows the behavior expected from the OPEN statement as documented.

02454638 (386087)

- ICETOOL emulation now supports the RESIZE operator.

(350035)

## HA Cloud

[Back to the list](#)

- The default color scheme for HA Cloud in Enterprise Server has been updated to cyan on black.

(291041)

- The bundled Host Access for the Cloud (HACloud) Session Server has been updated to 2.7.0.6.

(375012)

- Micro Focus Host Access for the Cloud shipped with Enterprise Developer now offers session customization options such as connection, and display options, and the functionality to record, and run macros.

(392026)

## IMS Support

[Back to the list](#)

- A problem that occurred when a restart call (XRST) referencing a checkpoint ID received checkpoint data that originated from a different program when a shared checkpoint log file was used and the other program issued the same checkpoint ID has been fixed. IMS now requires that the name of the program issuing the XRST must match the name of the program that issued the checkpoint.

(310065)

- The JES alias feature is now supported for IMS application main programs executed from JCL.

02356855 (308032)

## JCL Support

[Back to the list](#)

- After the release of Enterprise Developer 7.0 PU17 and 8.0, the structure of the M\_SPL\_JOB.dat file was updated. If you are upgrading to this release from a release that does not contain the update, you must rebuild M\_SPL\_JOB.dat using the following command, and then replace M\_SPLJOB.dat with NEW\_M\_SPLJOB.dat before executing the merge spool job.  
rebuild M\_SPLJOB.dat,NEW\_M\_SPLJOB.dat /r:v344-604

02516141 (407126)

- When performing an IDCAMS REPRO on a cluster with the LIKE parameter set, if the LIKE cluster has data or index references associated with it, then similar data and index references are now created for the new cluster.

02358077 (363063)

- If an XA switch module failed while a DSNRLI program was using it then there was no way to programmatically restart the switch module. This has been corrected. If a module fails with an TX\_FAIL error code (-7) the module can be reassociated with the unit of work by calling DSNRLI IDENTIFY. In this case the check for the correct DSNRLI call ordering has been suspended so that IDENTIFY can be called after an TX\_FAIL error. The TX\_FAIL return code will be passed back to the calling program so that it is aware of the error. TX\_FAIL is -7 and will replace the normal DSNRLI return code (8).

02364792 (323018)

- System symbols, defined in SYS1.PARMLIB(IEASYM00) can now be filtered by use of the LPARNAME entry. See INITSYS.JCL in the jcl-symbols examples.

(387029)

- Security for loading utility programs, either supplied by the user or any Micro Focus utilities, has been increased. Users can now specify a number of libraries that hold program modules and who can use them. See JCL Enhanced Security Checks in the product Help for more information.

PSEC:103014 (86177)

- When a dataset is required by MFFTP to be sent (put) or received (get), then MFFTP issues a dataset lock that remains in effect until the end of the step. The location of the physical files used by MFFTP are also validated against the PHYSFILE rules (if implemented). This access validation could cause security errors if access is not allowed to the location of the FTP input and output file and might require that the location be changed. This is usually the default allocation location, but may also be specified by MFFTP\_TEMP\_DIR, or by adjusting the PHYSFILE rules to accommodate the location.

02210700 (244030)

- A step running IKJEFT01 was incorrectly returning the highest return code of all commands executed instead of the return code of the last command executed. The MF\_IKJEFT\_KEEP\_MAX has been added to correct this problem. Its default setting is MF\_IKJEFT\_KEEP\_MAX=N. However, if the new behavior leads to a change in the COND CODE, and this is a problem for your application, you can return to the original behavior by setting MF\_IKJEFT\_KEEP\_MAX=Y.

02532126 (415094)

- When the return code from an IKJEFT step exceeded 4095 it could be incorrectly adjusted depending on the IKJEFT program called. To remedy this, the return code when IKJEFT01 is called is changed to 12. Also, when IKJEFT1A or 1B is called, the return code is adjusted to RC modulo 4096.

02514544 (406145)

- DSNRLI return codes did not always correctly reflect the outcome of the SRRCMIT and SRRBACK functions. This has been fixed.

(408001)

- When the result of a SRRCMIT or SRRBACK call was a MIXED status, meaning that some XA modules committed or rolled back and some did not, then DSNRLI issue either commit or rollback upon shutdown at the end of the step. This was incorrect. DSNRLI will not issue commit or rollback at step end. The XA Recovery processing maybe able to recover the 'in doubt' transaction.

02512717 (406089)

- MFFTP has been enhanced to pass relevant file transfer information for FTP operations such as PUT, GET, and DEL, to a user exit defined by the new environment variable, MFFTPXIT. To enable the exit, set MFFTPXIT to a user-exit program file, for example, the provided MFFTPXIT.cbl sample file. A list of valid parameters is in the provided mfftpxit.cpy copybook. When the user exit is enabled and an FTP step returns a non-zero code, a copy of the \*.op FTP output file is created using the \*.out extension in either the defined MFALLOC\_LOC or MFFTP\_TEMP\_DIR location. Use the \*.out file to determine the cause of FTP operation failures.

02287628 (259117)

## Micro Focus Directory Server

[Back to the list](#)

- The External Security Manager (ESM) checks did not occur when an enterprise server region started or stopped. This has been fixed.

02402188 (355001)

- To query Enterprise Server security configuration information (details of configured external Security Managers and so forth) from the Micro Focus Directory Server when access is restricted, the authorized Enterprise Server user must have at least **Read** permission for the **Enterprise Server Administration** resource class **User Administration** entity.

(285199)

- Micro Focus Directory Server now restricts access to enterprise server regions that a signed-on user is not authorized to view.

02305916 (285169)

- Four new MFDS-only audit event codes (2 300, 2 301, 2 302, and 2 303) have been added. See *Audit Event Codes* in your product Help for more information.

02412285 (365149)

## Run-Time System

[Back to the list](#)

- By default, CTF information no longer appears in AUX Trace of an enterprise server region. To enable it, you now need to set `mfttrace.emitter.es#level` in the MFTRACE\_CONFIG.

(328008)

- Previously, .NET COBOL applications that use OpenESQL/ODBC could fail to run with a license error when deployed to a COBOL Server. This has now been fixed.

02490119 (406153)

- If an error occurs during thread clean-up, the runtime will now attempt thread clean-up again. If it fails for a second time the runtime will call `_exit()` to terminate the process immediately.

02286519 (258130)

- Attempting to call COBOL functionality after calling the `cobtidy()` API, to de-initialise the COBOL RTS, will now result in a COBRT090 error message. Previously it was documented that the results were undefined and it could cause subsequent problems, and/or errors, especially in a threaded environment. The aim of this change is to give a more meaningful error message, earlier, to help diagnose such issues.

(301136)

- The limit for the MAXGENERATION emitter property (for both BINFILE and TEXTFILE) has been increased from 10 to 100. The file size limit for each of these generations, as set by the MAXFILESIZE property, is 1000000KB.

02405466 (359001)

## Setup Issues (Windows)

[Back to the list](#)

- Micro Focus Host Access for the Cloud emulator replaces the Micro Focus Rumba+ Desktop emulator previously supplied with the installer for Enterprise Developer for Eclipse or Visual Studio. Customers that have Rumba+ Desktop entitlement can continue to use it within Rumba+ Desktop.

(335003)



- In Windows 11 it is now possible to open COBOL 32-bit and 64-bit command prompts from the Terminal application.  
(421016)
- On Windows, you must uninstall earlier versions of this product before installing 9.0.  
(380028)
- 32-bit Windows is no longer supported.  
(382034)

# Known Issues

Refer to the *Known Issues and Restrictions* topic in the *Product Information* section of your product Help.

- An issue with the Call method in the COBOL RunUnit class prevents it from being used when you target the .NET Framework. A fix is going to be available with Patch Update 1 of this release. This issue does not affect .NET 6.
- The Server Core form of Windows Server 2019 is not supported.

# Resolved Issues

The numbers that follow each issue are the Support Incident Numbers followed by the Defect number (in parentheses).

- [CICS Support](#)
- [COBOL Language Server](#)
- [Codeset Support](#)
- [Common Communications Interface](#)
- [Communications Server](#)
- [Data Tools](#)
- [Documentation](#)
- [Enterprise Server](#)
- [File Handling](#)
- [HA Cloud Support](#)
- [IBM Language Environment for OS/390 & VM Support](#)
- [IMS Support](#)
- [JCL Support](#)
- [Mainframe Access](#)
- [Micro Focus Batch Scheduler Integration](#)
- [Micro Focus Common Client](#)
- [Micro Focus Cryptographic Library](#)
- [Micro Focus Directory Server](#)
- [Micro Focus License Administration](#)
- [REXX Support](#)
- [Run-time System](#)
- [SQL: COBSQL](#)
- [SQL: HCO for DB2 LUW](#)
- [SQL: HCO for SQL Server](#)
- [SQL: MBDT Utilities](#)
- [SQL: OpenESQL](#)
- [SQL Option for DB2](#)
- [XML Support](#)

## **CICS Support**

[Back to the list](#)

- A problem with generating a COBOL copybook in the correct location and/or with the correct filename when the BMS mapset did not define the LANG parameter has been fixed.  
(380001)

## **COBOL Language Server**

[Back to the list](#)

- Some performance issues when requesting workspace symbols in large workspaces have been resolved. The operation is now limited to files that are open or parsed.  
02384141 (338011)

## Code Analysis

[Back to the list](#)

- MFDASMX no longer crashes when download process is initiated.  
02411250 02427959 (363118)

## Codeset Support

[Back to the list](#)

- The DISJOINING clause now works as expected when a DBCS hyphen is specified as part of the prefix or suffix.  
(296145)

## Common Communications Interface

[Back to the list](#)

- A handle leak on failed ISC connection attempts has been fixed.  
02413198 (381021)
- TLS connections failed when a trust anchor was not specified. This has been fixed.  
02534509 (446004)

## Communications Server

[Back to the list](#)

- The MFCS resource leaked under certain circumstances. This has been fixed.  
02257630 02405587 (254003)
- If an Enterprise Server listener was disabled at region startup, an attempt to start it while the region was running would fail, possibly generating an exception or signal logged by the MFCS process. This has been fixed.  
(401103)
- Enterprise Server now supports stopping and restarting a stopped listener even when conversations using that listener are still open. In previous releases, a listener could be stopped while there were open conversations, but not restarted until those conversations ended; this restriction has been removed.



**Note:** Open conversations continue to be usable.

- (244018)
- ESCWA can now display the enterprise server region `console.log` file if its location has been changed from the instance system directory to another location.  
01970295 (313012)
- An issue with the Micro Focus Communications Server failing when restarted automatically has been fixed.  
(313031)
- An issue that caused a connection authorization failure for TN3270 clients that use ELF or DCAS to connect to Enterprise Server has been fixed.  
(260042)
- An issue with using the Enterprise Server DCAS facility with TN3270 in "internal" mode on Linux and UNIX has been fixed.  
02429147 02433532 (375009)

- In Enterprise Server, the Communications Server process (mfcs) now logs the correct messages when an HTTP conversation is terminated prematurely by the client.  
02212920 (258094)
- Enterprise Server's handling of conversations aborted by the client or as the result of a network issue has been improved, including fixes to resource leaks and error reporting.  
(364115)
- The `mfdepinst` command now uses the MFDS credentials supplied in the configuration file or on the command line for all requests to MFDS. This corrects a usability issue with installing COBOL Web services or EJBs under Enterprise Server when the directory server is secured.  
02373698 (254038)
- An issue with the Web Services and J2EE connector that caused chunked HTTP requests to be improperly processed has been fixed.  
02378445 (321037)
- The DCAS feature of Enterprise Server has been enhanced to support extracting the Enterprise Server user ID from the CN (Common Name) of the Subject name of the client certificate. This can be useful if you have many client certificates to provision. See *DCAS Security* and *DCAS conversation type* in your product Help for more information.  
02442474 (384003)
- Enterprise Server's ability to detect conversations closed by the client or by errors such as network failures has been improved. These conversation failures are now detected sooner, releasing communications-related resources and providing better error reporting. See *[idle check] Section* in your product Help for more information.  
02412841 (365106)
- A new option has been added to the `mfdepinst` utility, `--replace`, removes existing package and service definitions for the same namespace before installing the services defined by the CAR file. See *mfdepinst command* in your product Help for more information.  
(363026)

## Data Tools

[Back to the list](#)

- The Data Tools editor could display incorrect record numbers for variable sequential files following a Find operation. This has been fixed.  
02516058 (411005)
- In the Data Tools editor, there was an issue with viewing the last page of records in a sequential variable file when the **Quick final page** preference setting was enabled and the file was defined with a minimum record length of 0 or a large variable record size range combined with a large **Records per page** preference setting. This has been fixed.  
02487096 (397034)
- The performance of the **Search > Go To navigation** feature of the Data Tools editor has been improved for variable and line sequential files.  
02399254 02480008 (399043)
- The Data Tools editor Filter could timeout on large datasets opened through Fileshare, this no longer occurs and the Filter operation can now be stopped using the **Stop loading** button on the status bar.  
02368849 (313029)
- Editing/deleting line sequential file records no longer hangs when using Date File Tools.  
02239120 (259127)
- When attempting to open data sets in the Data File Editor, file names containing a \$ sign are no longer incorrectly trimmed.

02194216 (221086)

- Data File Tools no longer attempts to open unrecognized file formats. Instead, an error message appears explaining which format is invalid.

02308449 (281015)

- You can now copy hex values of selected records from the unpacked rows at the bottom of the screen using the **Copy Hex** option available on the context menu the **Edit** menu. This option is visible only when the hex toggle is enabled.

02396732 (352067)

- When copying a record to an external destination, the NULL Byte character is replaced by a character specified in the **Preferences** dialog box. The default replacement character is a period (.).

02396678 (350053)

- The flickering of text within the DSN filter, when using the Data Explorer in the Data File Editor, no longer occurs.

02155507 02380648 (224010)

- The **Toggle Hex** function now shows hexadecimal values under each line in the editor, not only the selected one.

02342260 (297080)

- Field values of the Data File Tools **File Information** dialog box can be selected and copied to clipboard.

02396730 (352047)

- When using the Data Explorer to open data sets, the DSN filtering and Fileshare settings now persist when opening multiple files.

02396643 (351058)

- Horizontal scrolling in files with variable-length records did not work as expected when a short record was selected. This is now fixed.

02150974 (202028)

- It is now possible to start `mfdatatools2` from the command line to open a catalogued file from an enterprise server region.

00501248 (71267)

- In the Data File Editor, a preference has been added to specify the maximum number of requested data sets in the **Data Explorer** view. If a catalog contains more data sets than the maximum requested number, a `More data sets in catalog stub` appears at the end of the list.

02396657 (350052)

- You must configure a TS model to ensure that Data File Editor correctly honors file locking across all enterprise server regions in a PAC.

02529725 (413062)

- Previously, the DFCONV utility would produce an error when converting `sql://` database files. This has been fixed.

02497741 (403103)

- A performance enhancement has been made when listing PDS members within the Data File Editor.


02380628 02381204 (331003)

## Documentation

[Back to the list](#)

- Information on CICS internal transactions have been added to the product Help. See CICS Internal Transactions in your product Help for more information.

00367280 (13485)

- The ENDEVOR\_DSNQUALIFIER and CHANGEMAN\_DSNQUALIFIER parameters specify a HLQ and their values must be limited to 8 characters in length. This has been clarified in the product Help.  
02477878 (393134)
- The product Help has been updated to provide a description for the Data Set Services error message MFMD5015E.  
3206480 (12288)
- Enterprise Server security configuration options have been updated. See *Security Configuration Custom Configuration Information* in your product Help for more information.  
(411024)
- Information on configuring an OpenLDAP server has been updated. See *Configuring the OpenLDAP server* in your product Help for more information.  
02387889 SF:02437494 02437494 (356021)
- The CASESM Security Manager was part of the legacy security model used in the Net Express and Server Express 5.0 and earlier products. As part of this, the legacy ESMAC user interface pages had Security Keys as configurable options. In ESCWA, these can only be accessed by the Client Web API and are not available in the ESCWA user interface pages that are equivalent to the corresponding ESMAC pages.  
02276034 (259095)
- The OSESM tracing option has been added to the configuration information in the product Help.  
02145921 (202197)
- The product Help for optimizing the performance of the CICS Terminal Control has been corrected.  
3239997 (12590)
- The tutorial *CICS Web Service Provider from JSON* has been updated to provide additional guidance for the user.  
3218247 (13347)
- The `casrdtup` utility supports the DEFINE and DELETE commands only.  
 **Note:** The combination of DEFINE with the command line option `/o` can be used to overwrite existing definitions as an alternative to ALTER.  
02480002 (401027)
- Setting `ES_PRODUCTION=Y` will prevent debugging on Enterprise Server regions.  
02208272 (346026)
- The documentation sample in the *Using CobolBean for Instance Data Java* topic has been corrected.  
(409036)
- The product documentation has been updated with the current name and contact information for Micro Focus Customer Care. Any instance of the older terms for customer support remain in the documentation because it is present within the product itself.  
(377012)
- The SQL Server RM Switch Module topic has been updated to remove the `[directives]` option for build `mssql`. The option is not valid and ignored by the system.  
3172383 (13152)
- The documentation has been corrected to describe the duplicate cursor effect.  
3172533 (11320)
- The product documentation now correctly states `PF_RO_CURSOR=8` as default when using `BEHAVIOR=MAINFRAME` with `SQLServer`.  
00372417 (12688)
- The product documentation now correctly lists the `MVSSPLPB` utility in upper case.  
02328509 (351109)

- The documentation has been updated to include information on syntax and examples of usage for the PUTENV Dynamic File Allocation facility.  
(207051)
- The product documentation clarifies that the Serial Scheduling option for defining an IMS Transaction is not supported.  
00365817 (13338)
- The IMS Error Message IMSRT0048E has been documented in the product Help.  
02227051 (245093)
- The documentation has been updated to show that only under an MF dialect can you omit the Working-Storage Section heading.  
3245726 (28060)
- The documentation has been updated to clarify that the paper size is calculated in one-hundredths of an inch for .NET COBOL programs using the PC\_PRINTER\_DEFAULT\_PROPERTIES library routine.  
(386105)
- Documentation for the CBL\_STRING\_CONVERT library routine has been enhanced to include information on converting from Base64 ASCII or EBCDIC to Base64 BINARY, and vice versa.  
(395072)
- The documentation has been updated to clarify support for the following: the CBL\_GET\_ERROR\_INFO and CBL\_CREATE\_STACKDUMP library routines, the stackdump\_on\_error tunable, and the cobgeterrorinfo function.  
(385041)
- The cob command examples in the documentation have been updated.  
(403044)
- New documentation has been added that gives more detail on how to use the CBL\_CTF\_\* library routines. See *Using the CTF Library Routines* in the product documentation for more information.  
(264040)
- The Micro Focus Unit Testing Framework documentation has been updated to explicitly state that the MFUPP preprocessor is intended for use only within the confines of the testing framework.  
02259026 (258085)
- Some of the screen shots in the MFDBFH documentation have been updated to show MFDBFH-specific URLs in ESCWA.  
(301083)

## Enterprise Server

### [Back to the list](#)

- Now users who have overlapping long names like USER1234 and USER12345 will not have overlapping permissions when they have distinct mapped short names.  
02529441 (440070)
- In Enterprise Server External Security Facility (ESF), requests to generate a passtoken (including for RACF-style passtickets used by DCAS) could sometimes be rejected as unauthorized attempts to create surrogate passtokens even though the passtoken request was not for a surrogate. This was due to a case mismatch between the request and ACEE. This has been fixed.  
02433532 02442474 (399097)
- The ESF could corrupt the credentials used to connect to an LDAP server when auditing was enabled, causing a critical security failure and preventing enterprise server regions from starting. This has been fixed.  
02518028 (415116)



- MLDAP ESM now supports the use of the `mfsecret:` syntax for retrieving the security manager credentials (authorized ID and password) from the vault. Those fields in the Security Manager definition in ESCWA can be specified using the forms:

`mfsecret:configuration-name:secret-path`

or:

`mfsecret:secret-path`

02548082 02554256 (440042)

- `Mfsecrets` crashed when running as multithreaded. This has been fixed.  
(381004)
- A problem that prevented the AES provider on big-endian platforms from correctly reading vault secrets has been fixed.  
(430032)
- An incorrect signal 11 was generated from `mfsecrets` when getting the username for audit. This has been fixed.  
(382026)
- For Enterprise Server LDAP-based security, two new options, **[Operation] group membership uses short name** and **[Operation] search users by short name**, permit applying user and group data to users known to that Security Manager only by their short name (the Enterprise Server user ID). See *MLDAP ESM Module Custom Configuration Information* in your product Help for more information.  
02344601 (301036)
- In ESCWA on the **Catalog** page, you can now use the **Line Wrap** switch to toggle line wrapping for long lines.  
02289615 (258187)
- The ESCWA SEPs page displays Transient and Debug SEPs.  
(327011)
- In ESCWA, accessing the Catalog file data has been improved by modifying the page layout.  
02154749 (202107)
- In ESCWA, focus would not be put into modal dialogs when opened. This has been fixed.  
01995433 (156067)
- ESCWA now displays more clearly when operating in Windows high contrast mode.  
01995438 (161036)
- In ESCWA, the maximum height of list menus have been limited so that they do not overflow the screen from their position, with a scroll bar to access all items.  
02499988 (403117)
- The ESCWA and ESMAC **JES Control** page now carries out backend authorization checks against `cassub` ESF resources.  
(388029)
- In ESCWA, the **SEP List** page did not correctly sort the list by ascending or descending order. This has been fixed.  
02382568 (352007)
- ESCWA skipped entries on JES Catalog and the Spool DD display if the page size was greater than the ESMAC limit. This has been fixed.  
02501609 (407095)
- In ESCWA, some fields on the CICS DCT definition page have been fixed.  
02340251 (296056)

- ESCWA was not able to bind to a hostname containing the `w` character. This has been fixed.  
(296023)
- The ESM password is no longer disclosed in the `/esf` endpoint request.  
02554256 (450046)
- You can now force the deletion of a JES Catalog entry if the first delete action fails.  
02503936 (408004)
- Reduced the number of password save prompts encountered when navigating ESCWA using the Firefox Web browser.  
02324422 (306001)
- The IMS transaction threshold was not being disabled when the Use System Value was set. This has been fixed.  
02513511 (406144)
- In ESCWA, the FCT Backward and Forward Recovery will no longer be disabled when **Use Catalog** is selected.  
02416596 (364107)
- ESCWA failed to display Spool DD Entries on remote machines for versions earlier than 7.0 patch update 11. This has been fixed.  
02391716 (352054)
- When ESCWA was configured for TLS, it failed to stop when using `escwa --shutdown` from the command line. This has been fixed.  
02405704 02004795 (365071)
- In ESCWA, the Spool view now maintains the filter used between browser sessions.  
02497901 (402095)
- Added missing annotation for ESCWA trace point.  
02538486 (415187)
- ESCWA had duplicate CTF trace IDs. This have been fixed.  
02524827 (409072)
- In ESCWA, an issue prevented the reselection of the same file twice when submitting JCL. This has been fixed.  
02198917 (222123)
- In ESCWA, the additional column File Size has been added to the catalog list view.  
(403123)
- ESCWA might fail to disconnect from a Redis instance and reconnect to another. If this occurs you can manually trigger a reconnect action by clicking the **Reconnect** button on the **Scale-Out Repository Information** page.  
(363105)
- ESCWA now reports the UUID of the PAC member that processes a batch job.  
(289008)
- Implemented support for advanced job restart parameters on the JES job pages.  
(271045)
- If ESCWA auditing is enabled from the **Configuration** page, or when ESCWA ESF auditing is enabled from the **Security > ESCWA Configuration** page, then an auditing event is emitted, 2 19 (`auditing stopped`), or 2 20 (`auditing started`). See *Audit Event Codes* in your product Help for more information.  
02412285 (365156)

- In ESCWA, you can now rename catalog data sets from the **Catalog** page. See *Adding and Editing the Catalog Entry* in your product Help for more information.  
02501074 (403136)
- In ESCWA, the “**Historical Statistics Detail for Transaction**” and “**Historical Statistics**” pages now display time in milliseconds and the accuracy for latency and response information has been improved.  
02504559 (405096)
- In ESCWA, the additional columns LRECL, RECFM, and File Size have been added to the catalog list view.  
02527126 02527132 (409103)
- The spool job-name page has been split into **General**, **Messages**, **DD Entries**, and **Job Steps** tabs.  
02527108 (411136)
- In ESCWA, the **Socket Close** field has been added to the **CICS URIMap** resource. See the *Universal Resource Identifier Map* and *Active Universal Resource Identifier Map* topics in your product Help for more information.  
(363101)
- In the ESCWA page for displaying spool output, it is no longer possible to request more than 99,999 lines. This limitation has also been addressed in the ESCWA interactive API documentation.  
02212126 (246026)
- In ESCWA, the **IMS Transactions** page now has additional columns for Class, Priority, and Process Limit.  
(252019)
- A new CGI threshold type has been implemented in Enterprise Server. This enables you to set up threshold values for ESCWA and ESMAC requests by applying the global =CGI to all ESCWA and ESMAC requests, or by specifying the corresponding `casrdo` or `casrdj` module that you want to control.  
(377073)
- MFDS no longer supports XA reconnect attempts.  
(427068)
- ESCWA now supports merged spools. See *Spool* in your product Help for more information.  
(246044)
- In ESCWA, the **PCT Security** flag is now displayed on the **Active PCT** page. See *Active PCT* in your product Help for more information.  
(335002)
- Resolved an issue with a mutex deadlock created when MFDBFH attempted to emit a message during a `cascd` shutdown.  
02468209 (406002)
- An RTS 114 error related to CICS PPT RESCOUNT processing has been fixed.  
02380883 (331015)
- A problem that caused Web Service client calls to fail after an upgrade has been fixed.  
02320601 (307054)
- An intermittent Access Violation in `mfredis.dll` sometimes occurred when a batch job abended. This has been fixed.  
02328218 (296144)
- ECI transactions were not being committed at the end of task. This has been fixed.  
02497005 (403085)
- An issue that resulted from pressing the **Clear** key following a EXEC CICS SEND PAGE command has been fixed.

02423737 (375058)

- The user ID was not sent across on a Distributed Program Linking (DPL) from a CICS Web Interface (CWI) request. This has been fixed.

02357738 (306068)

- The recovery of processes by `casmgr` now occurs in the same order in which they were terminated.

02449487 (389051)

- A bitism issue with the triggers provided with the product has been fixed.

02554978 (449002)

- An issue with updating a transaction ID in ESMAC has been fixed.

(264059)

- A WEB RECEIVE SESSTOKEN sometimes threw an RTS 114 error in `casawi`. This has been fixed.

(409046)

- CICS WEB SEND commands were sometimes directed to an incorrect communications process. This has been fixed.

02394770 (351065)

- The `_FROM` option on the CICS START command can now be used with AMODE compiled programs.



**Caution:** Do this only when instructed to do so by Micro Focus Customer Care.

02340979 02547874 (297112)

- PAC performance optimization has been enhanced to avoid PSOR access when the `_FROM` option is used on CICS START.

02541046 (425006)

- Temporary storage queues of type Process Local now work in AMODE applications.

02341118 (296055)

- Using the CICS TRANSFORM command within a pipeline handler program sometimes resulted in a LANG ABEND. This has been fixed.

00365824 (13246)

- Dynamically enabling HSF sometimes resulted in shared memory corruption. This has been fixed.

(411104)

- In a PAC, closing an FCT that referenced a catalogued file sometimes resulted in a truncated filename after 44 characters. This has been fixed.

02421476 (364152)

- In a PAC, multiple updates of the same CICS resource within the same millisecond could result in an inconsistent state between different enterprise server regions. This has been fixed.

(90011)

- JES active job recovery in a PAC failed to mark the job as complete when the enterprise server region originally processing the job was restarted. This has been fixed.

(402004)

- The `casfile`, `casout`, `casstop`, `cassub`, `castran`, and `casutl` commands now find the enterprise server region successfully when `mfd`s is started with the `-b` option.

02307940 02202467 (286003)

- An error message was unnecessarily exposing input credentials. This has been fixed.

02409369 (363126)

- When using `casout`, the `/y` option could fail depending on the order of options used. This has been fixed.

02371843 (313041)

- In a CICS Web Interface, after the Analyzer is called, the decoder function now receives the data unescaped.  
02512069 (405161)
- An internal transaction (ITR) was not sent to a SEP that had an EZASOKET listener started. This sometimes resulted in a close file request failing to be processed by the SEP running the EZASOKET listener. This has been fixed.  
02394276 (350047)
- When using function shipping between two enterprise server regions, one EBCDIC and one ASCII, the records are now correctly converted.  
(405010)
- EXEC CICS DELAY was monitored for DEAD LOCK timeout, resulting in the transaction being killed. This has been fixed.  
02399944 (350093)
- The start CICS transaction was not producing the correct trace for HSF. This has been fixed.  
02385015 (340004)
- When an XA issue occurred, the reason code was not always returned. This has been fixed.  
02532560 (425053)
- An intermittent crash in `casmgr` has been fixed.  
02431740 (377040)
- When sorting by Submitted, the spool records are now returned correctly.  
02404702 02431279 (365041)
- When performing a NEWCOPY on a data table in a PAC, not all enterprise server regions in the PAC reloaded the new member. This has been fixed.  
02406797 (364015)
- An EXEC CICS RELEASE was cancelling a program even if the rescount was not 0. This has been fixed.  
02400119 (355025)
- When trying to load an ASM data table using `castran` with `-b` for AMODE, the pointers were not always converted to AMODE addresses. This has been fixed.  
02528581 (414049)
- When using EXEC CICS DELAY in an AMODE program a RTS114 could occur. This has been fixed.  
02505696 02428286 (406176)
- Thresholds are now started before the XA start for a transaction has been issued, enabling the process to be killed if the transaction is stuck in the Resource Manager.  
02365811 (306124)
- When using a CICS Web Interface (CWI) Analyzer that was compiled with AMODE 31, an ABEND MFPM would occur. This has been fixed  
02427963 (374003)
- When using the CICS command `castran` with the `-b` option, the message was not sent to the `console.log` file. This has been fixed.  
02389970 (348041)
- In an HTTP CICS Web Interface (CWI) request with the analyzer returning a converter program to execute, the decoder parameter for `decode-data-ptr` was not set. This has been fixed.  
02432166 (377025)
- When multiple requests were made from the same browser, a new TCTS was allocated, resulting in an SOS situation. This has been fixed.

- 02419170 02404921 (364124)
  - When using EXEC CICS DELAY before EXEC CICS RETRIEVE and ENDDATA was returned as the DELAY, it resulted in resetting the data sent to the application. This has now been fixed
- 02526457 (419004)
  - When using TRANCLASS and refreshing ESMAC, the data sent to a started transaction could be lost, resulting in ENDDATA returned on the retrieve. This has been fixed.
- 02526457 (451029)
  - An incorrect IOERR was returned from CICS READNEXT when the record was locked. This has been fixed.
- 02526497 (413214)
  - CESL now respects the case of the password entered. No upper-case translation occurs.
- 02501164 (407012)
  - The sample exit program DFHUSYNC has been modified to not return cics-synpoint-normal-88 by default as this could overwrite the correct return-code set on a previous call to an RM.
- 02492604 (409026)
  - If ES\_ESM\_PLTPIUSR is defined, programs in PLT/PI are executed under the ES\_ESM\_PLTPIUSR user.
- 02472002 (407025)
  - The RAS process is now correctly identified on a dump.
- (385051)
  - An issue where MQ Security Resources were prefixed when using ES\_ESM\_SECPRFX has been fixed.
- 02483959 (406062)
  - Fixed a memory corruption that occurred when logging in-doubt XA transactions in the PAC.
- 02304565 02319810 (284038)
  - Replaced ESF Admin API LISTRESOURCE with ESF Auth for querying MQ Security Resources.
- 02154003 (202145)
  - Updated XID generation to support UTF-8 code pages with PostgreSQL.
- 02296723 (273006)
  - A shared memory corruption issue occurred when reinstalling a TCPIP Service or URIMAP. This has been fixed.
- (204047)
  - Improved error reporting when applying advanced configuration updates in a PAC environment.
- (364113)
  - The `casesxml` utility now provides a relevant error message when no work location is provided.
- 02531150 (413115)
  - The `casstop` command output misleading error messages when immediate shutdown was used. This has been fixed.
- 02490512 (403132)
  - The dynamic region configuration updates occasionally failed to apply. This has been fixed.
- (245030)
  - If an enterprise server region contained `$ES_SERVER` in its configuration, then it would not be handled by `casesxml`. This has been fixed.
- 02531150 (417037)
  - Enterprise Server CICS now supports the MAPPINGDEV option of SEND MAP and RECEIVE MAP commands.
- 02497790 (407132)

- Support has been added for the MILLISECS option of EXEC CICS DELAY.  
02428286 (377024)
- A CICS distributed program link over SNA for which the target enterprise server region was unavailable resulted in EIBRESP=ISCINVREQ instead of SYSIDERR. This has been corrected.  
02249191 (255023)
- To improve efficiency, when an enterprise server region is configured with multiple RMs and a task uses only one, no XA log is created for the transaction.  
02537701 (430016)
- When calling APPC functions, you could pass an invalid value in the first parameter which would result in an error in the communications server layer. This has been fixed.  
02428147 (372009)
- When using LU6.2 communications infrastructure between enterprise server regions, when a COMMIT was executed by the originator, the target would incorrectly attempt to send a commit request back to the region which sent the sync point request. This has been fixed.  
02339327 (296039)
- When using LU6.2 communications infrastructure between enterprise server regions, the processing of SYNCONRETURN on a Distributed Program Link was preventing switching between remote systems (SYSIDs). This has been fixed.  
02336501 (296104)
- When using LU6.2 communications infrastructure between enterprise server regions, an ABEND in the target region would result in the SEP which was processing the request hanging. This has been fixed.  
02287147 (259103)
- When using LU6.2 communications infrastructure between an enterprise server region and mainframe CICS, sync point requests executed on the target would result in an orphaned UOW. This has been fixed.  
02322602 (297014)
- A DPL request from Tuxedo over LU6.2 could result in an RTS 114 error being reported. This has been fixed.  
02531060 (421001)
- HSF records for Java ECI transactions now display the transaction name instead of CASECIP.  
02338437 02353043 02394280 (296126)
- Changed the first occurrence of CASA\_ECI\_Function in HSF records for EXCI calls to show the transaction ID if one is specified in the TRANSID option on the EXEC CICS LINK.  
02383644 (339001)
- The latency value in HSF records could be incorrect for transactions started via DPL. This has been fixed.  
02504559 (407143)
- Some Redis connections from `castmc`, `castrc`, and `cassi` processes were not being disconnected and remained open. This has been fixed.  
02198949 (222162)
- The `casstart` utility now accepts variable wait times for the `/w` parameter. See `casstart` in your product Help for more information.  
(365010)
- HSF now reports that 100% of transactions meet performance criteria when no transactions are measured for that period.  
(385065)
- Dynamic Debugging failed on secure enterprise server regions with certain security configurations. This has been fixed.

02408468 (363059)

- The JCL command `cassub` is now designated as a system program and as such will not be cancelled by runtime container de-initialization.

02356121 (307019)

- Issues with CICS NEWCOPY and Phase In when used in a PAC environment have been fixed.

(259078)

- Enterprise Server Clustering is now deprecated. Micro Focus recommends that you adopt the Scale-Out Performance and Availability Cluster (PAC) solution for your clustering requirements. See *Scale-Out Performance and Availability Clusters* in your product Help for more information. In addition, the LOCKDB feature has been added to replace the functionality of the Enterprise Server Cluster Global Lock Manager (GLM). See *Enterprise Server LOCKDB* for more information.

(363157)

- An enterprise server region sometimes crashed after MFCS and the ADMIN SEPs were killed. This has been fixed.

02415369 (364089)

- A new CGI threshold type has been implemented in Enterprise Server. This enables you to set up threshold values for ESCWA and ESMAC requests by applying the global `=CGI` to all ESCWA and ESMAC requests, or by specifying the corresponding `casrdo` or `casrdj` module that you want to control.

02426463 (370004)

- The spool view page no longer displays errors even if another spool page has not been loaded.

02514961 02518028 (407109)

- You can use the new `ES_HARD_KILL_PROCESS` environment variable to modify how Enterprise Server kills a process. See *General Enterprise Server Environment Variables* in your product Help for more information.

02365440 (355015)

- Added a new Retrieve action to the `caspac` utility to enable you to retrieve binaries loaded on an SOR. See *caspac* in your product Help for more information.

(284104)

- A new `/z` parameter has been added to the following commands-line utilities: `casfile`, `casout`, `casstart`, `casstop`, `cassub`, `castran`, and `casutl`. The parameter enables you to pass user credentials through an interactive prompt or a redirection from the console. See the respective command-line topics in your product Help for more information.

(303013)

- In Enterprise Server with LDAP-based security, the effect of the value 0 for the attribute `microfocus-MFDS-User-MTO-Timeout` was documented incorrectly. When this value is 0, the enterprise server region's default user timeout is used. See *Defining a User with LDIF* in your product Help for more information.

02305957 (276010)

- The following environment variables can now be configured as properties on the ESCWA **Advanced Region Properties** page: `ES_SEP_DORMANT_TIME`, `CAS_SRV_CANCEL`, and `ES_MAX_CATALOG_LINES`.

(348002)

- The following environment variables can now be configured as properties on the ESCWA **Advanced Region Properties** page: `ES_DDBG_PORT_RANGE`, `ES_ESMAC_DISP_MAX_OVERRIDE`, and `ES_SOR_RETRIES`.

(306023)


- The supported list of cipher suites has been updated to TLS v1.3.



- 02320601 (401139)
  - EIBCALEN now has the correct value after an invalid transaction from a previous CICS RETURN transid.
- SF:# 02416565 (387026)
  - PDS member names are no longer be truncated in the Data Editor when PDS names and member names are longer than 44 characters combined.
- 02358793 (306041)
  - An issue that prevented the user ID from being found and that then failed to report this back to the application has been fixed.
- 02459379 (395007)
  - An RTS 114 error on a CICS LINK to a remote system has been fixed.
- 02336344 (297044)
  - CICS FILE OPEN was returning ILLOGIC when user catalog was enabled. This has been fixed.
- 02418777 (364137)
  - An issue with EXEC CICS VERIFY PASSWORD when the application was compiled with the AMODE directive has been fixed.
- 02461716 (393128)
  - The EXEC CICS WEB READ HTTPHEADER and WEB READNEXT HTTPHEADER commands no longer include trailing spaces in the value returned in the VALUELENGTH field. For example, the VALUELENGTH for a header with a value of "myValue " (three trailing spaces) is now 7 instead of 10.
- 02451501 (406070)
  - When running with futex support, enterprise server regions would no longer start due to a logic error. This has been fixed.
- (308024)
  - In TRANCLASS enterprise server regions, non-TRANCLASS Temporary Storage Queue (TSQ) processing can now be enabled by setting ES\_TRANCLASS\_EXCEPT\_TS=Y.
- (387013)
  - Support for TS queues of type Exclusive has been improved by correcting error conditions and now retaining queue recoverability after a DELETEQ.
- (386014)
  - A bug in the `castsc` process meant that it could trap in casstore when a terminal disconnects. This has been fixed.
- (368001)
  - In a PAC, access to an FCT could immediately reopen an FCT that had just been closed by another enterprise server region. This has been fixed.
- 02421476 (375005)
  - A WRITEQ TS using the REWRITE option against a non-existent queue was incorrectly returning ITEMERR instead of QIDERR when running with ES\_TRANCLASS\_EXCEPT\_TS=Y. This has been fixed.
- 02515519 (405171)
  - An issue with the start initiator button not being correctly disabled when a user was not authorized for the `casout` resource (OPERCMD5) has been fixed.
- 02503261 (401173)
  - A loop that occurred when trying to recover PIDs after MFDBFH lost the connection to the database has been fixed.
- 02373280 02362273 (322009)

- Option USERID is now supported for EXEC CICS QUERY SECURITY.  
02419858 (363211)
- MQ security was being disabled when **Allow unknown resources** was enabled. This has been fixed.  
02328521 (288019)
- When a process dies in a PAC, `casmgr` in the recovery process tries to call MFDBFH to recover the process, close all files opened by that process, and release all the locks. If the connection to the database was lost, the call to MFDBFH would fail and the process only recovered if the connection was restored at region termination. Updates in this release now keep track of the process that could not be recovered and retries when the connection is restored. On region shutdown, all orphan ITRs that belonged to the current region are now removed. At start up, all orphan ITRs that were targeted to the region are removed.  
02345487 (303043)
- An incorrect HSF latency calculation when the transaction was using a TCPIP SERVICE has been fixed.  
02439855 (387136)
- When using DEFINE LIBRARY, `casrdtup` was hanging. This has been fixed.  
02422104 (372043)
- You can now specify thresholds for ESCWA and ESMAC requests using the new type CGI and by specifying the `casrdxxx` module name or a global threshold `=CGI`. This ends the request abnormally if the threshold is exceeded, and stops the admin SEPs from being blocked on long requests accessing ESCWA or ESMAC.  
(372055)
- Invalid messages have been removed from the Catalog Display when details are enabled.  
02501609 (405074)
- A local memory leak that occurred when logging XA transactions in a PAC has been fixed.  
02319834 (285102)
- An issue with MQ security checks when security resource prefixes are used has been fixed.  
02483959 (397010)
- Ambiguous MQ security rules failed to enable security checks. This has been fixed.  
02375426 (314055)
- The subsystem security switch was not being set to OFF when the MQADMIN class was not defined. This has been fixed.  
02483959 (399003)
- All authentication checks for Dynamic Debugging operations are now skipped if the `casdebug` entry is not available under the OPERCMDS security resource.  
02367824 (314007)
- An issue with MQ security console messages not containing the actual resource being checked has been fixed.  
02483959 (399002)
- Return code handling for create process requests on Windows platforms has been improved.  
02290153 (307032)
- When using LU6.2 communications infrastructure between enterprise server regions, an ABEND raised by the target application would result in subsequent attempts to establish a conversation to fail. This has been fixed.  
02339327 (297043)
- EXEC CICS START requests which expired immediately were being delegated to another process for scheduling. This has been fixed.  
(386090)

- When invoking a program over a SyncLevel 2 connection which executed an EXEC CICS SYNCPOINT, the backend would raise an ISCINVREQ condition and the session state would subsequently result in a SYSIDERR on the client side.  
02312326 02329428 (285057)
- HSF reported latency for incoming remote DPL requests were not being reported correctly. This has been fixed.  
02455011 (392023)
- Windows Performance Counters now work using a V2 provider DLL and will appear in Performance Monitor under 'Micro Focus Server System V2'.  
(286029)
- Security checks are now supported for Dynamic Debugging operations. Checks are carried out against the `casdebug` entry under the OPERCMDS resource class.  
02337725 (296095)
- If an enterprise server region is running in a PAC with both IMS and CICS features enabled, then single sign-on is enforced for both CICS and IMS. If you want to change the behavior, set `ES_CICS_SINGLE=N` and/or `ES_IMS_SINGLE=N` to enable the same user to sign on to multiple terminals for CICS and/or IMS.  
(345001)
- When using `casesxml`, if the enterprise server definition has been exported using the `-c` option then you must import using the `-c` parameter.  
(351045)
- If an XA commit verb returned retry  $n$  times, where  $n$  is the configurable number of retries, then the DSNRLI function incorrectly received a return code of zero. This has been fixed.  
02495509 (408003)
- An issue with the TType page (Signoff attribute) affecting ESCWA and ESMAC has been fixed.  
(402014)
- In ESCWA, the **Spool Completed** field did not display the correct time. This has been fixed.  
02470813 (393069)
- Attempting to delete a job in the input state from the Spool in ESCWA would intermittently fail. This has been fixed.  
(394029)
- The JSON ESMAC spool details module now reports the UUID of the PAC member which processed a batch job back to ESCWA.  
(293036)
- The ESCWA API call `/native/v1/regions/host/port/region/users/resource` has been fixed.  
02382647 (340024)
- An issue existed when filtering the spool without wildcards. This has been fixed.  
02486979 (397072)
- In ESCWA, when displaying JES Catalog entries the record count information is now correct.  
02209327 (246002)
- An issue where ESMAC display Count Override was not being applied when viewing files from the job list view has been fixed.  
(406141)
- In ESCWA, the limit of jobs that can be deleted from the spool has been increased to 100000.  
02332690 (291038)

- Both ESCWA and ESMAC JES Control pages now carries out back end authorization checks against `cassub` ESF resources.  
02427674 (375006)
- Added support for passing advanced job restart parameters through the **Spool Job View** page.  
(273030)
- Added the ESCWA **JES Default User Job Submission** property to the **Advanced Region Properties** page in ESCWA. This property changes the default user behavior for JCL Job Submission through ESCWA and the IDE.  
02378712 (365132)
- In some circumstances MFDS incorrectly granted permissions. This has been fixed.  
(365086)
- An Enterprise Server Security Manager using the MLDAP ESM Module with caching enabled no longer incorrectly caches partial results when an LDAP search cannot return the full result set due to the server's size limit on responses. The module will always switch to an LDAP paged search when necessary, bypassing the cache. This corrects an issue where customers with a large number of resource rules might sometimes get incorrect security results (typically access denied when it should not be) after the first time that resource class was queried.  
 **Note:** If you cannot apply this fix, you can work around it by disabling caching for the Security Manager. ESF caching, which is set in the Security properties for the enterprise server region, can remain enabled.
- Enterprise Server security did not always assign supplemental groups to users in certain configurations with multiple **Security Managers**, **Federation** enabled, and **All Groups** enabled. This has been fixed.  
02145921 (202146)
- The ability to change passwords through the OS ESM Module was broken in version 1.10.4 of that module. That has been fixed.  
02408023 02417238 (363081)
- Issues with changing passwords through the OS ESM Module have been fixed.  
02408023 02425417 (370007)
- For Enterprise Server LDAP-based security, a new configuration option, **[Operation] check constraints for already-verified users**, lets an MLDAP Security Manager deny sign-on for a user even if an earlier Security Manager has chosen to allow the Verify request. See *MLDAP ESM Module Custom Configuration Information* in your product Help for more information.  
02346703 (297133)
- The `esfupdate` utility now supports the Micro Focus Vault Facility for retrieving secrets. See *To Update Security Manager Changes Using esfupdate* in your product Help for more information.  
02510669 (406066)
- When both BATCHONLY and LOCALTX are set to true, one-phase-commit batch jobs no longer trigger two-phase commit connection in the recovery transaction.  
02407338 (364098)
- At the end of a CICS transaction that calls batch programs, all opened cursors are now closed.  
02423443 (369016)
- The XA ODBC switch module now gets the correct server status, enabling the Enterprise Server RECONNECT feature to work correctly.  
02408845 (362020)
- XA switch modules that use OpenESQL now work correctly when the applications in Batch transactions are compiled with XAID directive option.  
02327393 (293012)

- The DB2 switch module now sets the PackagePath after switching to the user.  
02269497 (258224)
- XA switch modules no longer return an MFDBFH registration error to Enterprise Server, ensuring that non-MFDBFH transactions continue using the XA connection.  
02452753 (385055)
- The correct OCI\_ATTR\_SERVER\_STATUS is now used to query Oracle Server status.  
02391332 (335016)
- XA recovery is now performed correctly for DB2 in-doubt transactions when the enterprise server region is next started.  
02474721 (402001)
- You can now build the SQL Server RM switch module on UNIX platforms. See *SQL Server RM Switch Module* in your product Help for more information.  
(365126)
- The Region Trace Control process (`castrc`) was incorrectly creating multiple connections to Redis after a RD-NOAUTH return code. This has been fixed.  
02319798 (335004)
- Intermittent CONNECT\_ERROR issues occurred when accessing data from MF Directory Server via ESCWA. This has been fixed.  
02532852 (425068)
- A socket handle leak occurred if the connection to the MF Directory Server process failed. This has been fixed.  
02435329 (382013)

## File Handling

[Back to the list](#)

- The performance the Data File Editor has been improved when navigating within variable-sequential or line-sequential files accessed through a Fileshare server.  
(401106)
- File Status no longer returns `corrupt index file` for a non-corrupt file, under high traffic.  
02513640 (406155)
- A COBRT114 error no longer occurs when using read-direct on VB file header records.  
02490607 (400074)
- Background changes have been made to the external file handler when dealing with sequential files.  
(382072)
- Performance improvements have been made when navigating to the last page of a variable-length file in the Data File Editor.  
02476713 (394163)
- The OPEN INPUT of an optional file, which is not referenced in the JCL, now behaves as it does on the mainframe.  
02418838 (350105)
- Fileshare could crash when processing some unexpected sequences of operations for a connected Data File Editor. This has now been fixed.  
02409270 (365144)
- In some scenarios, zombie processes could result in an incorrect reporting of open files in the system. This has now been corrected to better detect when such scenarios occur.  
(297118)

- It was possible for an ODBC/OCI exception (such as a connection timeout) to occur in the optimized I/O thread when accessing files via MFDBFH. This could cause the process to hang, and so defensive measures have been taken to resolve this.

02481017 (405157)

- An issue where MFDBFH would incorrectly return a 9/139 error when attempting to open a file that did not have a key definition area specified in the FCD has now been fixed. The behavior is now the same as it is on disk.

02394334 (350036)

- Oracle statements were previously using deprecated `OciStmtPrepare` calls, which meant that the Oracle application failover/transaction replay could not be used. This has been updated to now use `OciStmtPrepare2`.

02441885 (384027)

- A timing issue when closing the connection to the database caused an SEP to crash on region shutdown. This has been resolved.

(254034)

- The time required to return after reading a large number of records from large files hosted in MFDBFH was excessive due to the large number of SQL queries being executed. These queries have now been optimized to improve performance.

02396919 (384007)

- The performance of filtering the Enterprise Server JES Spool has been improved when ordering the content by Job ID while filtering by a specific Job Name.

02293524 02299724 (264085)

- Enterprise Server sometimes failed to recover processes that died after losing and then reestablishing a connection to the database. To mitigate this, Enterprise Server has been updated to attempt recovery of these processes at a later time in the event that the database connection cannot be reestablished.

(326009)

- SYSOUT SSTM data sets were being incorrectly marked as using an In-Memory record-locking strategy when hosted within MFDBFH, which returned a 9/100 status due to multiple processes attempting to write display statements to the data set. In this scenario, SYSOUT SSTM data sets now use the default Table record-locking strategy.

(299014)

- MFDBFH has been updated to be sensitive to the FAN settings on an Oracle Database, and is now immediately notified when the database attempts to drain connections. In this case, MFDBFH attempts to establish a new connection.

(375030)

- When registering an XA connection with MFDBFH, the registration process attempted to connect to each entry in the `MFDBFH.cfg` file to determine if it matched the details of the XA resource. Underlying improvements have been made to reduce the number of connections made when the `MFDBFH.cfg` file contains duplicate entries.

02459182 (390041)

- If the connection to an Oracle RAC environment was lost at a specific time, a COBRT114 error was sometimes thrown in the XA Switch module. Additional checks have been added to the code to ensure that this is no longer the case.

02366126 (350015)

- When using an Oracle database, if the connection was lost, the process failed to reconnect once the connection to the database was reestablished. This has now been resolved.

02410660 (363051)

- Oracle queries that issued searches against large files used a full-table scan, slowing performance. Performance has been improved by instructing the Oracle optimizer do a range scan instead of a full-table scan in this case.  
02516560 (406164)
- Additional diagnostics information has been added to assist in determining the cause of an RC 3 on MFDBFH recovery processing.  
02344102 (299021)
- A WRITE operation that used ADVANCING *mnemonic-name* sometimes threw an error. Support has now been added to handle WRITE operations with mnemonic usage.  
02209654 (246009)
- Performance when filtering the Spool queue has been be improved in situations where the filtered field does not match the field by which the queue is being sorted.  
02516560 (410086)
- When a database ran out of available connections, stored procedures and functions were sometimes lost. This release contains updates that reduce this risk.  
02155281 (203093)
- A progress bar has been added to `dbfhdeploy` operations.  
(381028)
- A new environment variable, MFDBFH\_GRANT\_USER\_PERMISSIONS, has been added for Oracle databases only to allow MFDBFH to grant execute privileges on types/procedures to specific users/roles. This provides easier user privilege restriction on Oracle and creates a more secure environment without having to manually modify the MFDBFH scripts.  
02459320 (389032), 02441860 (384006)
- Additional checks have been added to verify the integrity of the region/cross-region database tables before running `dbfhadmin -casprocess -recovery`. If required, you are prompted to run `dbfhadmin -verify` to fix the table integrity before recovery can continue.  
02326339 (297036)
- A Y2W date comparison is now supported in EBCDIC.  
02423850 (364166) 02326205 (285173)
- MJFTOOL now correctly converts EBCDIC to ASCII output when the file is LSEQ.  
02393322 (350028)
- During a SORT, SUM now correctly works with MF\_CHARSET=EBCDIC.  
01909282 02349849 (124117)
- The DFSORT INCLUDE statement now supports the Y2U format with a constant.  
02351201 (303076)
- A 9/139 file status no longer occurs when submitting a SORT job with an OUTFIL statement containing FTOV and HEADER1 parameters.  
02522665 (411123)
- An issue has been fixed where the TRAILER1 MIN and MAX functions were returning high values instead of zeros when used on an empty file.  
02539611 (421035)
- When using the OUTFIL statement under DFSORT emulation, RECFM is correctly set to FB (previously, it was VB) during a COPY operation.  
02353490 (303058)
- The discrepancy in MFJSORT VB Outfil LRECL checking has been resolved.  
02501782 (406117)

- The MFJTOOL SORT emulation's SELECT LAST operation now behaves correctly for VB files.  
02474360 (395098)
- Generating SPLICE with KEEPNOUDUPS using an empty input file was generating an invalid output file. This has been corrected to generate an empty output file.  
02403474 (356016)
- The validation checks that were causing unexpected behavior in ICETOOL emulation have been corrected.  
02412147 (365082)
- MFJSORT now throws an error message when the unsupported DATE4 operand is used in the SORT card.  
02435356 02389969 (375072)
- A correction has been made to the temp/dump file creation of a SORT process.  
(387134)
- The OUTFIL LRECL calculation has been corrected when there is a newline literal in the OUTREC statement.  
02500082 (402125)
- Support has been added for the ON(VALCNT,formatting) parameter of the MFJTOOL OCCUR operator.  
02474081 (395127)
- The INCLUDE statement within a SORT now works with the SIGN-EBCDIC flag.  
02366598 (314012)

## HA Cloud Support

[Back to the list](#)

- The `startsessionserver` batch or script file used to start an HA Cloud session no longer launches with `CMSClassUnloadingEnabled` in the Java options.  
(382033)
- Additional logging capabilities have been added to the HA Cloud session server. You can set logging levels for additional properties in `hacloud.properties` such as `logging.level.com.microfocus.zfe.enterprise.ConfigurationServiceEnterprise`, `logging.level.com.microfocus.zfe.enterprise.ConfigurationLoader`, and `logging.level.com.microfocus.zfe.enterprise.VaultAccess`.  
(375033)

## IBM Language Environment for OS/390 & VM Support

[Back to the list](#)

- A fault in CEE3DLY that caused an COBRT227 error has been corrected.  
02462693 (372005)

## IMS Support

[Back to the list](#)

- A problem that prevented users from broadcasting a message to IMS terminals has been fixed.  
01912390 (150003)
- A problem that erroneously caused a run-time error on start-up when a message-queue error was detected has been fixed by replacing the run-time error with a console message.  
02557482 (446006)



- A problem that delayed transactions invoked via MQ-IMS Bridge when the MQ request queue was nearly full has been fixed. In addition, sporadic transaction-not-found errors no longer occur.  
02268086 (258040)
- A database no longer fails to close in certain situations when work has been done after a QC.  
02030160 (166042)
- A problem that occurred when multiple XAs were used in IMS BMP programs prevented changes from being committed to each XA separately, even when a 2-phase commit was requested. This has now been corrected.  
02287414 (260260)
- The IMS /REFRESH PROGRAM command now forces a QC for the next GU from scheduled MPPs allowing MPRs to cancel loaded executable modules.  
(303085)
- IMS intermittently failed to dispatch new work. This has been fixed.  
(333001)
- Enterprise Server IMS TM erroneously dispatched new transactions while the DLI database was suspended. This has been corrected.  
(405164)
- A problem that caused IMS TM on 64-bit systems to continue dispatching when the database was commanded to suspend has been fixed.  
(410077)
- A problem that caused false SYNCPOINT failure reports during an IMS /REFRESH PROGRAM ALL operation has been fixed.  
02311796 (385010)
- IMS REFRESH command no longer causes a false XA error message for WFI transactions.  
02311796 (319028)
- The existing ES\_CESN\_NO\_OS390 environment variable now also applies to IMS. When set, both an invalid user ID and an invalid password give return code 8.  
02485549 (400037)
- An incorrect RX status code was sometimes returned when replacing a concatenated (LC|LP) segment with different logical parent data, even when the virtual replace rule was specified. This has been corrected.  
02437342 (397002)
- A problem with MFS option 2 that occurred when no data was received from the screen prevented the input segment from being compressed out of the input message even when input literals were defined. This has been corrected.  
02390758 (386139)
- To correct a problem that caused data to be mapped to the screen incorrectly, the value in the ZZ2 byte of x' 40 ' is now used to recognize the first segment of a new page.  
02390758 (351023)
- A problem with completely clearing currently displayed data when the last page was requested with =L has been fixed. Data is now cleared completely before formatting the last page.  
02512396 (407063)
- A problem that prevented device physical paging from working correctly on multiple screens, both from the MFS menu and via PF keys, has been fixed.  
02127948 02226814 (222064)

## JCL Support

### [Back to the list](#)

- If a DD entry did not have a dataset name defined, it was excluded from the analysis when the job was restarted using the auto-adjust option. This sometimes led to the job restarting at the wrong step. This fault has been corrected.  
02349857 (304005)
- A problem that caused incorrect symbols to be passed to a procedure when a DD override was applied to a procedure step prior to the last step in the procedure has been corrected.  
02457317 (389036)
- When listing catalog entries using the TSO command LISTCAT, the LRECL value was truncated to 4 digits and the high order value was not displayed. This has been corrected and the LRECL value is not displayed using 5 digits.  
02331981 (296001)
- To fix a problem that sometimes occurred when either the IMS MPR process shut down or when a CICS SSTM region shut down and ES\_SSTM\_JOB\_FLUSH\_ACTIVE=Y, the lex files for the SSTM job are now removed.  
02322067 (285165)
- An error that occurred when using FREE to free a dynamically allocated new GDS has been corrected.  
02424185 (363221)
- A problem with the TSO LISTCAT command that caused it to display datasets with similar names to those requested but that were outside the scope of the entry specified has been corrected.  
02532129 (415117)
- A fault that caused a new GDG version to be incorrectly removed at the end of the step that created it has been corrected.  
02344573 02342424 02354398 (301037)
- The JCL File Handler has been updated such that when SRRCMIT or SRRBACK is called, all XA modules associated with the current unit of work are notified. The last module referenced by a SWITCH TO call is notified last so that the focus of the next SQL statement is the same module as before the commit or rollback.  
02552872 (442022)
- A problem that resulted in the failure to load MFJDBFH\_CHECK\_FILE\_EXIST when viewing spool files has been corrected.  
02472170 (395102)
- Do not delete the JESYSMSG using the ESMAC/ESCWA interface for a job that is currently active. To do so could result in job failures. If the SSTM job cannot be set up for a new process, error messages are written to the console.log file indicating the reason, for example, the JES000041E and JES000018E messages.  
02363373 (313022)
- An error that caused the CICS spool process to abend when no CICS SSTM job was defined has been corrected. Instead of an abend, an error message is issued in the `console.log` file indicating that the spool file could not be added to the job because the SSTM job does not exist.  
02186416 (220036)
- An incorrect error reported when using `mfcatxml` with the environment variable `ES_SERVER` set has been removed.  
02455029 (395082)
- If a DD card specified a UNIT value that was interpreted as a tape volume, that value incorrectly overwrote the value for the SPACE units. This has been fixed.  
02330375 (294011)

- The FTP issue that sometimes occurred while performing a GET to a GDG dataset has been fixed.  
02298846 (286031)
- The public catalog API has been updated to provide information about the GDG bias whether rolled in or rolled out.  
00425417 (411100)
- COND=EVEN behavior has been updated to work correctly when it is placed along with another return code test.  
02413227 (364100)
- The START operation on a dummy dataset was not returning FS=23, which is required to emulate mainframe behavior. This has been fixed.  
02261850 (258069)
- The mvscatpb function now correctly updates the SPACE-EXTENT-UNITS field of a dataset in the catalog.  
02429430 (372030)
- An issue with the MFFTP MPUT command caused it to search beyond the scope of the LCD DSname. This has been corrected.  
02333250 (296003)
- A problem that caused datasets to be locked exclusively when a job was restarted has been corrected.  
02343791 (301057)
- A problem that prevented spool housekeeping from removing orphan job spool entries from the catalog when it removed the JESYSMSG of that particular job has been fixed.  
(393056)
- MFJAMS LISTCAT of a nonexistent dataset now returns condition code 4.  
02478830 (393163)
- The %PCDSN extension syntax checking has been fixed so that an invalid catalog entry is not passed through the JCL.  
(326003)
- Dynamic System Symbols, such as &LDATE or &HHMMSS are now resolved when a JCL job is parsed.  
02379833 (351055)
- An RTS 173 error that occurred on region shutdown in the printer exit process when no datasets had been printed has been corrected.  
02382404 02392374 (351034)
- MVSCATPB, the public catalog API, now returns the pc-dsn of a PO; however, that value might be empty if one has not been assigned.  
02436618 (382024)
- A problem that caused the value of SYSUT2 LRECL to be incorrect when copying from SYSUT1 in IEBGENER/ICEGENER has been corrected.  
02422566 (372032)
- The REN (RENAME) command was not recognized by IKJEFT01. This has been corrected.  
02529686 (413035)
- To avoid an MFFTP error, execute SAF authority checks against permanent datasets with the resolved dataset name, and not against temporary datasets.  
02423925 (363236)
- MFFTP now supports DDNAME.  
02265813 (264046)

- Spool housekeeping now returns COND code 4, when the bulk delete operation fails with an FS=23, record not found.  
02478798 (399068)
- MFFTP now provides the local PC filename to the user exit instead of the temporary EOL file that was used in the file transfer.  
02512749 (405100)
- You can now pass more JOB information to the MFFTPXIT user exit, including job name, job number, step name, step number, proc name, and proc number.  
02386513 (340016)
- MFJAMS now correctly updates the SPACE attributes of each VSAM component in the catalog.  
02434035 (379009)
- The MERGESPL.jcl file is now correctly located in the cpylib folder specified in the documentation.  
(264034)
- A problem that prevented the altered disposition of a dataset from being reported when using UCC11 settings and restarting a job has been fixed.  
02394363 (350045)
- A display statement in a CICS program sometimes encountered a problem when the process terminated, potentially leaving an orphaned lock in the region. This has been resolved.  
02554567 02554929 02562916 02574430 (451017)
- A problem with the REPRO of a VSAM dataset using the PATH to the alternate index has been fixed.  
(10367)
- Informational messages that show the library from which a PROC or an INCLUDE group was loaded are now written to the job log.  
02354463 (304076)
- An EXPDT entry consisting of a year and 0 (zero) days is now accepted, and an informational message issued (JCLCM0644I).  
02074959 02558534 (183053)
- An issue with nested IF conditions not being correctly evaluated within an IF ABEND condition has been resolved.  
02456500 (386115)
- A problem that resulted in limiting the deletion of spool records via the ESCWA interface to only one has been corrected.  
(414167)
- A problem that caused the expect next GDS version to be out of sync with the actual version has been fixed by improving GDS tracking. The listing of a GDG Base using the IDCAMS LISTCAT command with the ALL option has been enhanced to show the rolled-in GDS, but not showing associations until the GDG has been used in a job following the update).  
02207067 (246045)
- To ensure that the DCB parameter is honored, do not copy the LRECL from DATACLAS if the dataset is allocated using DCB=MODEL in the DD statement.  
02352955 (308001)
- A problem that caused the create date/time of a spool file to be erroneously initialized when it was updated using mfjtlbp has been corrected.  
02394543 (351038)
- During a job restart, cataloged datasets that had not yet reached their expiration date were not deleted properly. These are now deleted without any errors.  
02503936 (401156)

- A problem that caused an incorrect return code to be set for an S422 abend when the job card specified JOBRC=LASTRC has been fixed.

02454664 (392024)

- A new environment variable, ES\_IEBGEN\_TO\_ICEGEN, has been added to enable VSAM copy using MFGENER.

02469299 (393078)

## Mainframe Access

[Back to the list](#)

- The MFMON2 command-line utility would throw an exception when it was unable to delete a temporary file. This has been fixed.

02515298 (411041)

- The strupr() function was occasionally abending when the text to be folded was in the last allocated page. This has been fixed.

(468028)

- When downloading job output that had a single or multiple blanks for a record, this could result in the MFA Server abending. This has been fixed.

(407110)

- Syncmon2 now supports 10 character Panvalet member names.

02301547 (301002)

## Micro Focus Batch Scheduler Integration

[Back to the list](#)

- Control-M : %%SET expression containing %%BLANK(nn) was causing blank character(s) to be incorrectly suppressed. This has been fixed.

02476823 (395144)

- An issue in mfbstjcl related to Control-M LIBSYM/GLOBAL has been corrected.

02519366 (405218)

- The handling of a Control-M symbol file (GLOBAL/LIBSYM) containing an incorrect end-of-file delimiter was incorrect. This has been fixed.

02476611 (393144)

- The mfbstjcl utility has been updated to detect lost connections to redis, and then reconnect.

02319798 02537263 (313011)

- The mfbstjcl and mfbstiemx utilities have been updated to detect lost connections to redis, and then reconnect.

02537263 (441005)

- In previous versions of Enterprise Developer and Enterprise Server, when the Control-M AutoEdit function %%MINUS was used, the numeric result value had the same number of digits as Operand length. For example:

```
/* %%SET %%MIN3 = 005
/* %%SET %%MIN3_R = %%MIN3 %%MINUS 3
```

sets MIN3\_R to 002.

Starting in this release, you can obtain the a value of 2 for MIN3\_R by specifying the %%MINUS=CTM parameter in mfbst.cfg. This ensures compatibility with Control-M z/OS.



**Note:** To stay compatible with previous versions of Enterprise Developer and Enterprise Server, do not specify the %%MINUS=CTM parameter, or do specify %%MINUS=MF.

02524163 (411121)

### Micro Focus Common Client

[Back to the list](#)

- The Micro Focus Common Client now adds Accept and Origin headers with default values to HTTP requests if the invoking program has not set its own values for those headers. This improves interoperability with some Web services.



**Note:** This affects COBOL Web service client proxy programs, CICS Web Interface clients, and CICS Web Services clients.

(104096)

### Micro Focus Cryptographic Library

[Back to the list](#)

- The version of OpenSSL provided with the product has been updated to 1.1.1t.

(407184)

### Micro Focus Directory Server

[Back to the list](#)

- MFDS stopped when supplied with the incorrect mfServer property when updating an enterprise server region. This has been fixed.

02547102 (442003)

- The `casstart /s` option incorrectly copied the start-type parameter. This has been fixed

02250159 (244185)

- An issue that sometimes caused MFDS to crash when starting multiple enterprise server regions simultaneously has been fixed.

02310876 02409262 (286081)

- In ESCWA, modifications have been made to MQ Listeners, JES Initiators, JES Printers, and IMS MPRs so that they persist across MFDS restarts.

02341059 (297067)

- Micro Focus Directory Server internal session identifiers have been increased in size and complexity to reduce vulnerability to attack.

02365249 (344004)

- Starting or stopping an enterprise server region using ESCWA or the MFDS UI intermittently terminated the process. This has been fixed.

(415049)

- Modifying or deleting an enterprise server region's MFRHBINP Request Handler via the ESCWA user interface or API is no longer allowed.

02525461 (413117)

- Enterprise server region start-up performance was slow when a large number of regions were specified on a Micro Focus Directory Server with a large number of values stored in the vault facility. This has been corrected.

(394122)

- If the MFDS process could not access the TCP port it was configured to use, it failed to start and emitted the error message `HS0001S HTTP server failed to initialize, rc=6:`

CCITCP-0006E An invalid server or machine name was presented to CCITCP. It now fails with the message HS0001S HTTP server failed to initialize, rc=57:  
CCITCP-0057E Insufficient permission to complete an operation.

(388038)

- If the MFDS process could not access the TCP port it was configured to use, it failed to start and emitted the error message HS0001S HTTP server failed to initialize, rc=6:  
CCITCP-0006E An invalid server or machine name was presented to CCITCP. It now fails with the message HS0001S HTTP server failed to initialize, rc=57:  
CCITCP-0057E Insufficient permission to complete an operation

02433110 (380037)

- Some audit events output when setting the **Create Audit Events** option for the MFDS process using the MFDS Web interface were not being output when using ESCWA to change the same configuration. This has been corrected.

02412285 (365078)

- MF Directory Server Enterprise Server Administration HTML Web interface was accepting UNC paths as input values for some import and export operations. This has been fixed.

02423785 (369017)

## Micro Focus License Administration

[Back to the list](#)

- Micro Focus License Administration now displays the licenses for the same product and serial number but with a different expiry date on separate lines.

(365148)

- Some libraries have been updated to fix current known vulnerabilities.

(295042) (295068) (309006)

- The SafeNet server list can now be used as expected.

02341760 (259135)

## REXX Support

[Back to the list](#)

- `MVSVAR('SYMDEF', 'SYSTEMA')` now returns the value of `SYSTEMA` if it has been specified in an `IEASYSxx` member of `SYS1.PARMLIB`

02398875 (350090)

- Submitting JCL that runs REXX code that resulted in a fault had the potential to cause the failing REXX program to become locked in the REXX program cache. This has been fixed.

02387862 (351002)

## Run-time System

[Back to the list](#)

- The memory associated with a dynamic length item declared in local-storage was not released when the program instance exited, which led to memory leakage. This has been fixed.

(443004)

- The Run-time System now produces an RTS error if the Profiler attempts to output an `.ipf` file in a read-only directory.

(407092)

- An issue in the native Run-Time System's clean-up logic sometimes resulted in a crash when a .NET AppDomain running a .NET COBOL program was unloaded. This has now been fixed.  
02259505 (301047)
- Previously, in some ES region configurations, enabling CTF tracing for RTS API events could result in very large CTF trace log files, and cause an ES region to take a very long time to start. This has now been fixed.  
02320601 02497148 (403104)
- Programs using the public SPOOL API - MVSSPLPB - failed when run outside of an enterprise server region. This is now fixed.  
02328509 (291012)
- The event priority of a CTF API entry is set to a default value of 0 when CBL\_EXIT\_PROC is called with a function code that does not expect a priority or provides an invalid one.  
(380019)
- The LE370 module CEE3DLY will now be found when compiling and running a program on UNIX platforms.  
(375014)
- Printer settings, such as the paper size, etc., selected in the **Printer** dialog box loaded from PC\_PRINTER\_SET\_DEFAULT when browsing for a default printer, were not in effect during printing from native and .NET COBOL programs. This is now fixed.  
02260752 (285002)
- The validation of the logical printer position in PC\_PRINTER\_SET\_POSITION assumed that paper size/printable area size properties always matched printer orientation, and therefore sometimes erroneously reported error 31 (BadPosition) when printing from .NET COBOL programs. This is now fixed.  
02478164 (394154)
- Selecting a custom paper size in the **Printer** dialog box loaded from PC\_PRINTER\_SET\_DEFAULT when browsing for a default printer sometimes resulted in a Run-Time System error 9/004 when printing from .NET COBOL programs. This is now fixed.  
02416340 (365116)
- When using CBL\_THREAD\_CREATE\_P to create a thread in a .NET COBOL application, the stack-size parameter was ignored so the created thread always used the default stack size. This has now been fixed.  
02344128 (296105)
- When printing using printer redirection in .NET COBOL programs, written records are buffered by default for performance reasons. Previously, this could have resulted in misaligned text if a record starting with many leading spaces ends up split between different buffers. This has now been fixed.  
02260785 (284116)
- Native preprocessors (including COBSQL, HTMLPP, and PREXML) are not currently supported in .NET 6 applications.  
(425003)

## SQL: COBSQL

[Back to the list](#)

- A problem with COBSQL that prevented it from handling the FETCH and EBCDIC conversion of more than 100K rows has been fixed.  
02236464 (260248)
- COBSQL has been updated to handle ENTRY statements broken into multiple lines.  
02417156 (367003)



- COBSQL has been modified to handle inline comments in EXEC SQL statements when using the SYBASE precompiler.  
(285007)
- COBSQL has been updated for SYBASE such that it no longer inserts a period when an EXEC SQL statement is coded inside of an IF block.  
01886033 (125015)
- COBSQL has been updated to handle EBCDIC conversion of group variables used in INSERT statements.  
02316688 02316681 (285067)
- The COBSQL precompiler has been updated to correctly convert redefined EBCDIC variables when present.  
02421843 (364169), 02444639 (382084), 02453885 (385123), 02426534 (385109)
- COBSQL has been modified to handle EBCDIC conversion of group variables.  
02316681 (288015)
- COBSQL has been updated to handle inline comments inside DECLARE blocks when Informix is used.  
02380790 (348020)
- The COBSQL preprocessor has been updated to support the ALPHA-LIT-CONT directive.  
02544092 (430025)

#### **SQL: HCO for DB2 LUW**

[Back to the list](#)

- The DB2 ECM now correctly sets the length of the PIC G host variables before CHARSET conversion.  
(424053)
- An RTS 114 error sometimes occurred when SQLCODE was set to 0 (zero) and an SQL program built as 64-bit called either DSNTIAR or DSNTIAC. This has been corrected.  
02304281 (393071)
- A problem that caused DB2 database values to return ASCII values in EBCDIC mode when using the DB2 ECM, the dialect"ENTCOBOL" directive, and a customize character set translation, has been resolved.  
(425023)

#### **SQL: HCO for SQL Server**

[Back to the list](#)

- HCOSS returned unexpected values for TIMESTAMP\_ISO statements. This has been corrected.  
02513681 (406103)
- When the DATE and TIME directives were used with HCOSS for PostgreSQL, the incorrect format was applied to datetime literals. The correct corresponding format is now applied.  
(397080)
- OpenESQL has been updated to return SQLWARN4=space with DIALECT=MAINFRAME and SQLCODE=-811.  
02360026 (308064)
- A problem that caused HCOSS to return a space in SQLWARN0 when no other SQLWARN field contained a W has been fixed.  
02397838 (351070)
- A problem compiling a COBOL SQL program with multiple fetch statements using WITH ROWSET POSITIONING has been fixed.

02340840 (297057)

- A problem with passing numeric or blank values for unsupported parameters to the HCOSS DSN bind utility caused a DSN syntax error. This has been resolved.

02338931 (296093)

- A problem with inserting a DEFAULT value as the only item in the list of an INSERT statement with SQL(DIALECT=MAINFRAME) has been fixed.

02354547 (303098)

- When using an EXEC SQL DECLARE *host-variable* VARIABLE FOR BIT DATA statement you can now specify multiple host variables as a comma-separated list. If you use multiple DECLARE *host-variable* VARIABLE FOR BIT DATA statements in one EXEC SQL block, a compile error now occurs.

02167287 (203217)

- ErrRow options have been added to the command-line version of the HCOSS Transfer Data tool.

02523081 (410056)

- A problem that sometimes occurred then running the HCOSS `mfdatatransferctlr` command to transfer data from DB2 to SQL Server has been fixed.

02473761 (393118)

### SQL: Mainframe Batch Database Utilities (MBDT)

[Back to the list](#)

- A problem that occurred when loading a data record into a specific partition of a table in DB2 LUW where the partition column was of the DECIMAL data type has been fixed.

02236304 02391344 (264096)

- A problem outputting a cataloged SYSPRINT in LSEQ format from SQLTP2 has been fixed.

02493612 (405166)

- MINVALUE and MAXVALUE in the partition definition of a table in DB2 LUW are now supported.

02552457 (442029)

- A performance issue that occurred when executing a large number of SELECT statements (>2000) using SQLTP2 has been fixed.

02452507 (387078)

- A problem with tokenizing SELECT and FROM when they were the last word of a line has been fixed.

02369123 (313049)

- A problem that caused COND Code=004 to be returned when no rows were unloaded by SQLTUL or DSNTIAUL has been fixed.

02564044 (448064)

- A problem that prevented the full description of SQL Warnings and Errors from appearing in the SYSPRINT generated by SQLTUL has been fixed.

02368699 (314014)

- A problem that occurred when using empty string " in the projection list of SELECT statement with SQLTUL has been fixed.

02333999 (296042)

- A problem with using SQLUTB LOAD to print SYSPRINT for concatenated SYSIN that has multiple LOAD commands has been fixed.

02457219 (385098)

- A problem with defining DCB with RECFM only for SYSREC when using SQLTUL UNLOAD has been fixed.

02430243 (394076)

- A problem that occurred when using POSITION(\*) and POSITION(\*+n) in the field specifications for SQLUTB LOAD has been fixed.  
02355299 02456205 (307056)
- A problem that occasionally caused an ABEND by SYSPRINT, FCD3 STATUS: 9 when executing the SQLUTB utility to unload/reload DB2 LUW tables multiple times in one JCL job has been fixed.  
02432703 (372071)
- A problem unloading data from empty views (or tables) that contained varchar/varbinary columns using SQKUTB has been fixed.  
02500000 (405182)
- A problem loading the implied decimal data into tables with SQLUTB has been fixed.  
02361847 (310040)
- A problem with using SQLTUL to unload CLOB and BLOB data into a record with other fields when the LOGFILE parameter was not specified has been fixed.  
02463342 (389044)
- A problem that occurred when setting null values to 0x00 bytes in the unloaded data sets generated by SQLTUL/DSNTIAUL has been fixed.  
02348857 (372004)
- A problem with executing SELECT statements that had a large number of rows with SQLTUL has been fixed.  
02398804 (363147)
- A problem using a large-size SQL statement (up to 64K) as SYSIN input for SQLTUL has been corrected.  
02335290 02346228 (272013)
- The DEFAULTIF option in DSNUTILB LOAD and SQLUTB LOAD is now supported when the condition parameter is a character-string.  
02456269 (386112)

## SQL: OpenESQL

[Back to the list](#)

- A problem that caused erroneous memory usage in the OpenESQL run time has been fixed.  
02321779 (293023)
- A problem that prevented parameters in the ADO UNBIND CONNECTION statement from being replaced has been fixed.  
(406004)
- A problem that prevented a temporary table from being created has been fixed.  
02494026 (401152)
- HCOSS date expressions missing the date part compiled incorrectly. This has been fixed.  
02501717 (407018)
- A problem that prevented HCO for SQL Server and PostgreSQL from applying the expected values when set statements contained three or more host variables has been fixed.  
02506484 (405077)
- The .NET 6 ODBC Nuget package was missing some dependencies. These are now included.  
02474422 (395110)
- DSNREXX now handles SQLIND in SQLDA correctly when a NULL record is returned.  
02540551 (419034)

- DSNREXX now successfully executes SQL statements larger than 512 bytes.  
02442341 (389037)
- The column length of a VARCHAR type column was returned incorrectly when the SQL statement was being prepared dynamically. This has been corrected.  
02503856 (405091)
- A problem that prevented database locks from being released at the end of an DSNALI transaction when using switch modules that use OpenESQL has been fixed.  
02307521 (296031)
- A problem that occurred when specifying the SQL(CLOSE\_ON\_ROLLBACK=NO) directive caused SQL Server to automatically close a cursor after a rollback statement has been corrected. The cursor is now defined as a fast-forward cursor instead of a fire-hose cursor.  
(401104)
- A problem with the ODBC ECM that produced a subscript-out-of-range error when using a host variable with a leading FILLER item before a data item in an SQL statement has been fixed.  
02334866 (312064)
- When run under Enterprise Server with an XA connection, HCOSS stored procedures were being called without the DIALECT=MAINFRAME directive being set. This has been resolved.  
02318095 (286138)
- A problem that sometimes occurred when compiling DBCS code in SJIS locale for embedded SQL applications has been fixed.  
02349559 (301080)

## SQL Option for DB2

[Back to the list](#)

- An issue with the XDB ODBC Driver failing to get output arguments returned from a stored procedure due to the setting of null indicators has been resolved.  
02420241 (377058)
- An issue involving nested scalar/aggregate functions operating on a view containing a union of other queries resulted in query common space being exhausted. This has been resolved.  
02434830 (375074)
- An invalid return of X004 Number value overflow has been resolved when using Java to send a BigDecimal value of zero into a DECIMAL(1,0) value.  
02444253 (380071)
- A problem that caused the DB2 TIMESTAMPDIFF function to give incorrect results when setting XDB Server to DB2 V10 or DB2 V11 has been fixed.  
02260541 (253025)
- A server thread violation on a union query containing the RID scalar has been resolved.  
(5425)
- The XDB Migrate utility has been enhanced to allow for the substitution of object qualifiers in the CREATE VIEW source retrieved from the STATEMENT CLOB in a source location SYSIBM.SYSVIEWS table.  
02418490 (365153)
- A problem with COMMIT WORK statements performed dynamically by XTEP2 that caused the COMMIT query descriptor in the client side communication layer to leak has been fixed.  
02310413 (285128)
- Local XDB engines now allow a single expression within an INSERT VALUES clause that is not surrounded by parentheses.

02333579 (296112)

- The `BOPT40N` utility now dumps the usage information to standard out when invoked with the `-h` option.

02346831 (297134)

## **XML Support**

[Back to the list](#)

- The XML runtime now performs better when reading a large XML file.

02526445 (417029)

# Other Issues Resolved in This Release

The numbers listed are the Support Incident Numbers followed by the Defect number (in parentheses).

- (295041)
- 02508043 (407049)
- 02479358 (393153)
- 02504425 (424001)
- 01901711 (127012)
- 02287394 (258209)
- 02558536 (447020)
- 02190101 (363024)
- (381007)
- (384016)
- 02450685 (386098)
- 02423113 (364179)
- 02439474 (382038)
- 02453576 (385060)
- 00373758 (448044)
- 02500115 (406011)
- (402012)
- 02458038 (387132)
- 02544746 (425075)

# Unsupported or Deprecated Functionality

This section includes information about features or functionality that are not supported.

- The SafeNet Sentinel licensing system has been deprecated and will be not available in this product starting with the next major release - release 10.0. The SafeNet Sentinel licenses will not be supported after release 9.0. You can only use AutoPass licenses starting with release 10.0.

You can replace your SafeNet Sentinel licenses with AutoPass licenses starting with release 8.0. However, it is not necessary to switch to AutoPass licenses unless you are adopting release 10.0. Contact Micro Focus Customer Care for further information.

- The HOSTSIGNS Compiler directive is no longer supported. Micro Focus recommends that you use the following Compiler directives instead: SIGN-FIXUP, HOST-NUMMOVE, and HOST-NUMCOMPARE. This is a change since version 3.0 of this product.

# Additional Software Requirements

To ensure full functionality for some Enterprise Test Server features, you might be required to obtain and install additional third-party software.

[Click here](#) to see this information on the Product Documentation pages on Micro Focus Customer Care, in the product Help for Enterprise Test Server.



# Installation

## Before Installing

### Downloading the Product


1. Use the download links in the *Software Downloads* section of the [Micro Focus Software Licenses and Downloads](#) Web site.

### System Requirements

#### Hardware Requirements

The disk space requirements are approximately:

<b>Enterprise Test Server</b>
1 GB

 **Note:** This includes the space needed to cache information locally so that you can modify the installation without the original source media.


#### Operating Systems Supported

For a list of supported operating systems, see *Supported Operating Systems and Third-party Software* in your product documentation.

 **Note:**

- This product can be installed on earlier versions of Windows but it has not been tested on them.

#### Software Requirements

 **Note:**

- The setup file will check your machine for whether the prerequisite software is installed and will install any missing prerequisites and the product components. It will also install the Micro Focus Database Engine.
- This product includes OpenSSL version 3.0.

Before installing this product, you must have the following software installed on your computer:

- The Microsoft .NET Framework - the setup file installs the .NET Framework 4.5.2 . You might need to install the following version of the .NET framework manually, if it is targeted by your applications:
  - Microsoft .NET Framework 2 - if your applications use the ILCLR(2) Compiler Directive or if they target the .NET Framework versions 2, 3 or 3.5. You might need to download these installers depending on the .NET Framework you are targeting.

To download the Microsoft .NET Framework 2 [click here](#).

Microsoft .NET Framework 2 or later is also required for the Micro Focus License Manager if you install this on a separate machine as a license server.

- Microsoft's Web Platform Installer 2.0 if your application targets ASP.NET 4. This installs and sets up ASP.NET. To download the installer [click here](#).

### License Manager requirements

- The Micro Focus License Administration tool requires Java to run. It supports Java 1.7 or later.
- For local servers, you do not need to install the Micro Focus License Administration tool separately, as the setup file installs a new Enterprise Developer client and a new licensing server on the same machine.
- If you have any network license servers, you must update them before you update the client machines.
- If you are upgrading from Enterprise Developer release 2.2 or earlier, uninstall the license manager before installing the product.

You can download the new version of the license server software by following these steps:

1. Log into the Software Licenses and Downloads (SLD) site at <https://sld.microfocus.com/mysoftware/download/downloadCenter>.
2. Select your account and click **Downloads**.
3. Select a product and a product version from your orders.
4. In the list of software downloads, locate the **License Manager**.
5. Click **Download** to download an archive with the installers.
6. Run the installer suitable for your Operating System to install License Manager on your machine.

## Installation Restrictions and Requirements

Before starting the installation, you should consider the following:

- You need to be logged in with a user-ID that has write access to the registry structure under HKEY\_LOCAL\_MACHINE, HKEY\_CLASSES\_ROOT, and HKEY\_CURRENT\_USER so the installation software can set the environment appropriately. You also need to be logged on with Administrator privileges.
- Before installing this product, make sure that any existing Micro Focus Directory Server (MFDS) or CCITCP2 Windows service (on Windows) from an existing product is stopped and uninstalled. On Windows, do this as follows:

1. Stop the MFDS and CCITCP2, using either the Windows Service Management Console GUI (`services.msc`) or from a command line prompt by typing:

```
net stop mf_ccitcp2
```

Only one instance of the MFDS or CCITCP2 service can run on a Windows machine.

2. Uninstall the MFDS or CCITCP2 service.

For MFDS, from a command line prompt enter: `mfds -u`

For CCITCP2: `ccitcp2 -u`

To run an earlier version of MFDS as a service after you have installed a later version:

1. Stop and uninstall the MFDS service, as described above.
2. Reinstall the earlier version, as follows:
  - a. Open an Enterprise Test Server command prompt.
  - b. Install the service. Enter the following command: `mfds -i`
  - c. Start the service. Enter the following command: `net start mf_ccitcp2`



**Note:** The two versions use different paths for environment and registry values, so the list of configured enterprise servers might be different depending on which version has been started, since, by default, different MFDS data repositories are used.

MFDS 5.1 and later are able to import or use Enterprise Server configuration data generated by earlier versions of MFDS, but 5.0 or earlier versions of MFDS might not be able to read data generated by later versions.

It is possible to run MFDS from a command prompt ("mfds") rather than as a service, but by default the "mfcobol" port is used (86) and this can only be used by one process at a time

## Product Co-Existence

- Enterprise Developer and Enterprise Server (or Enterprise Test Server) cannot coexist on the same machine.
- Enterprise Server and Enterprise Test Server cannot coexist on the same machine.

## Basic Installation

The instructions in this section apply when you are performing a basic installation of this product for the first time. If you are an administrator, you can perform a basic installation on a local machine before performing a more advanced installation when rolling out the product to developers within your organization.

For considerations when installing this product as an upgrade, for additional installation options or non-default installations and for installing the mainframe components, see *Advanced Installation Tasks* in your product Help.

## Installing



**Note:** If there is an earlier version of Enterprise Test Server installed on your machine, check *Installing as an Upgrade* first.

These are the steps to install this product:

1. Run the `ets_90.exe` file and follow the wizard instructions to install the prerequisite software and the product.

The setup file will also install any missing prerequisite software as listed in *Software Requirements*.



**Note:**

- If you are installing onto a machine that has an existing Micro Focus product that uses an older Sentinel RMS License Manager, you might be prompted to remove it and install the Micro Focus License Administration. By doing this you maintain the existing Sentinel RMS license files while adding the Micro Focus License Administration. If you are unsure about existing licenses on your computer or removing the Sentinel RMS License Manager, consult your System Administrator. If you want to proceed, remove Sentinel RMS License Manager by using **Program and Features**, and rerun the installation file.
- Trial licenses cannot be used with remote desktop services. If you want to use your product in this way, please contact Micro Focus Customer Care to obtain a relevant license.
- We recommend that you install any updates for the .NET Framework that are available at the [Microsoft Download](#) site.
- If you install JDK you might be prompted to install the latest update. The latest update is not required for use with Enterprise Test Server but you can install it if you wish.

## Advanced Installation Tasks

This section includes instructions about how to perform a non-default installation, install this product as an upgrade, or about how to install any additional components.

The advanced installation tasks include:

- *Installing as an Upgrade*
- *Command line installation options*

To see this information on the Product Documentation pages on Micro Focus Customer Care, [click here](#).

## Installing as an Upgrade

Before installing, check *Installation Restrictions and Requirements*.

- This release cannot be installed as an upgrade to an earlier release of Enterprise Test Server. You must uninstall the previous version before installing 9.0.

## Enterprise Test Server Installation Options

To install Enterprise Test Server you run the `<Enterprise_Server_exe>` file (`ets_90.exe`) which contains a number of product `.msi` files (Windows Installer packages). When run, the executable performs some initial system checks then sequentially installs the `.msi` files.

The COBOL Server executable can take a number of parameters, enabling you to specify a number of different types of installation:

- Standard Installation

**Format:**

`<Enterprise_Server_exe>`

**Summary:**

Full installation including License Manager and Enterprise Test Server. During installation you can specify options including the location to which the components are installed.

- Non-interactive Installation

**Format:**

`<Enterprise_Server_exe> /passive`

**Summary:**

Full installation, but the components are installed non-interactively using default options and directories.

- Silent Installation

**Format:**

`start /wait <Enterprise_Server_exe> /q`

**Summary:**

Full installation, but the components are installed non-interactively with no user interface, using default options and directories.

- Modified Silent Installation

**Format:**

`start /wait <Enterprise_Server_exe> /q InstallFolder=d:\cobolrts`

**Summary:**

Full installation, but the components are installed non-interactively with no user interface, and Enterprise Test Server is installed to `d:\cobolrts`.

To see what parameters you can use, execute the following from the command line:

`<Enterprise_Server_exe> /?.`



**Note:**


- Log files that are created during installation are saved in the folder specified by the TEMP environment variable. To change the location or name of the files, use the /log parameter on your setup command line and specify the path and file name, for example: filename /log d:\temp \log.txt. This creates a log file, named log.txt, in the d:\temp directory.

## After Installing

- See *Changes in Behavior or Usage* in your product documentation and in the Release Notes for important information about changes in this release that might affect existing applications.
- Check the *Product Documentation* section of the [Micro Focus Customer Support Documentation Web site](#) for any documentation updates.

## Repairing

If any product files, registry settings or shortcuts are accidentally removed at any point, you can perform a repair on the installation to replace them.

 **Important:** Before performing a repair of the installation, Micro Focus recommends that you create backups of any configuration files of the product that you might have changed.

To repair your installation:

1. From the **Control Panel**, click **Uninstall a program** under **Programs**.
2. Right-click your Micro Focus product and select **Repair**.


## Uninstalling

To uninstall the product, you cannot simply delete its files from your hard disk. To uninstall the product:

1. Log in with the same user-ID as you used when you installed the product.
2. Click **Uninstall a program** under **Programs** in **Control Panel**.
3. Select the product and click **Remove** or **Uninstall** as appropriate.

During the uninstall process, only those files added during the installation (to the installation and Samples directories) are removed.

If the product directory has not been removed, delete any unwanted files and subdirectories within it using Windows Explorer.

 **Important:** The installer creates separate installations for Micro Focus Enterprise Test Server, Enterprise Server for .NET, and Micro Focus License Administration. Uninstalling only Enterprise Test Server does not automatically uninstall the Micro Focus License Administration or any of the prerequisite software.

To completely remove the product you must uninstall the Micro Focus License Administration as well.

You can optionally remove the prerequisite software. For instructions, check the documentation of the respective software vendor.

To silently uninstall the product, you need the setup file and you need to execute the following at the command line:

```
start /wait install-file.exe /quiet /uninstall
```

# Licensing Information



## Note:

- If you have purchased licenses for a previous release of this product, those licenses will also enable you to use this release.
- Be aware that the person who purchased this product has had to sign a license which states that you may use this product for testing only, and not for development work. If you are uncertain as to whether you will need to do development work, we recommend you speak to the person who purchased the product to see if you need a different license.
- The latest version of the SafeNet licensing software is required. See the *Software Requirements* section in this document for more details.
- If you are unsure of what your license entitlement is or if you wish to purchase additional licenses, contact your sales representative or [Micro Focus Customer Care](#).



**Important:** The SafeNet Sentinel licensing system has been deprecated and will be not available in this product starting with the next major release - release 10.0.

The SafeNet Sentinel licenses will not be supported after release 9.0. You can only use AutoPass licenses from release 10.0.

You can replace your SafeNet Sentinel licenses with AutoPass licenses starting with release 8.0. However, it is not necessary to switch to AutoPass licenses unless you are adopting release 10.0. Contact Micro Focus Customer Care for further information.

## To start Micro Focus License Administration

### To start the GUI Micro Focus License Administration

**Windows 10** From your Windows desktop, click **Start > Micro Focus License Manager > License Administration**.

**Windows 11** Click the **Start** button in the Task Bar. Use the search field in the Start menu to find and start **License Administration**.

### To start the command-line Micro Focus License Administration tool

1. At a command prompt, navigate to:

```
C:\Program Files (x86)\Micro Focus\Licensing
```

2. Type `cesadmintool.bat`, and press **Enter**.

## Installing licenses

You need either a license file (with a `.mflic` extension for Sentinel RMS licenses or an `.xml` extension for AutoPass licenses) or an authorization code which consists of a string of 16 alphanumeric characters (Sentinel RMS licenses only). You need to install AutoPass licenses into the existing Micro Focus License Administration tool, and not in the AutoPass License Server.

# If you have a license file

## To use the GUI Micro Focus License Administration

1. Start Micro Focus License Administration.
2. Click the **Install** tab.
3. Do one of the following:
  - Click **Browse** next to the **License file** field and select the license file (which has an extension of `.mflic` or `.xml`).
  - Drag and drop the license file from Windows Explorer to the **License file** field.
4. Click **Install Licenses**.

## To use the command-line Micro Focus License Administration tool

1. Start the command-line Micro Focus License Administration tool.
2. Select the **Manual License Installation** option by entering 4.
3. Enter the name and location of the license file.

# If you have an authorization code



**Note:** Authorization codes are only available with Sentinel RMS licensing.

## Authorizing your product when you have an Internet connection



**Note:**

- This topic only applies if you have an authorization code. Authorization codes are only available with Sentinel RMS licensing.
- It is not possible to install licenses remotely. You must be logged into the machine on which you are installing the licenses.

The following procedure describes how to authorize your product using a local or network license server. The license server is set up automatically when you first install the product.

## To use the GUI Micro Focus License Administration

1. Start Micro Focus License Administration.
2. Click the **Install** tab.
3. Type the authorization code in the **Enter authorization code** field.
4. Click **Authorize**.

If you change the name of the machine running your license server after it has granted licenses, the licenses stop working.

## To use the command-line Micro Focus License Administration tool

1. Start the command-line Micro Focus License Administration tool.
2. Select the **Online Authorization** option by entering 1 and pressing **Enter**.
3. Enter your authorization code at the **Authorization Code** prompt and then press **Enter**.

## Authorizing your product when you don't have an Internet connection



**Note:** This topic only applies if you have an authorization code. Authorization codes are only available with Sentinel RMS licensing.

This method of authorization is required if the machine you want to license does not have an Internet connection or if normal (automatic) authorization fails.

### To use the GUI Micro Focus License Administration

1. Start Micro Focus License Administration.
2. On the **Install** tab, click **Manual Authorization**.
3. Make a note of the contents of the **Machine ID** field. You will need this later.
4. Do one of the following:
  - If your machine has an Internet connection, click the Customer Care Web link in the Manual Authorization Information window.
  - If your machine does not have an Internet connection, make a note of the Web address and type it into a Web browser on a machine that has an Internet connection.

The Micro Focus Customer Care Manual product authorization Web page is displayed.

5. Type the authorization code in the **Authorization Code** field. The authorization code is a 16-character alphanumeric string supplied when you purchased your product.
6. Type the Machine ID in the **Machine ID** field.
7. Type your email address in the **Email Address** field.
8. Click **Generate**.
9. Copy the generated license string (or copy it from the email) and paste it into the box under the **License file** field on the Install page.
10. Click **Install Licenses**.

### To use the command-line Micro Focus License Administration tool

In order to authorize your product from the command-line Micro Focus License Administration tool you must have the following:

- Access to a computer which is connected to the Internet.
- Your authorization code (a 16-character alphanumeric string).
- The machine ID. To get this, start the Micro Focus License Administration tool and select the **Get Machine Id** option by entering 6. Make a note of the "Old machine ID".

If you have previously received the licenses and put them in a text file, skip to step 6.

1. Open the Micro Focus license activation web page <http://supportline.microfocus.com/activation> in a browser.
2. Enter your authorization code and old machine ID and, optionally, your email address in the **Email Address** field.
3. Click **Generate**.
4. Copy the licenses strings from the web page or the email you receive into a file.
5. Put the license file onto your target machine.
6. Start the Micro Focus License Administration tool and select the **Manual License Installation** option by entering 4.
7. Enter the name and location of the license file.



## **To obtain more licenses**

If you are unsure of what your license entitlement is or if you wish to purchase additional licenses for Enterprise Developer, contact your sales representative or Micro Focus Customer Care.

# Updates and Customer Care

Our Web site provides up-to-date information of contact numbers and addresses.

## Further Information and Customer Care

Additional technical information or advice is available from several sources.

The product support pages contain a considerable amount of additional information, such as:

- Product Updates on [Software Licenses and Downloads](#), where you can download fixes and documentation updates.
  1. Log into the Software Licenses and Downloads (SLD) site at <https://sld.microfocus.com/mysoftware/download/downloadCenter>.
  2. Select your account and click **Entitlements**.
  3. Search for the product by using any of the available search parameters.
  4. Click **Show all entitlements**.
  5. Click **Get Software** in the Action column for the product you want to download or update.

In the **File Type** column, you see entries for "Software" for any GA products, and "Patch" for any patch updates.
  6. Click **Download** on the relevant row.
- The *Examples and Utilities* section of the Micro Focus Customer Care Web site, including demos and additional product documentation. Go to <https://supportline.microfocus.com/examplesandutilities/index.aspx>.
- The *Support Resources* section of the Micro Focus Customer Care Web site, that includes troubleshooting guides and information about how to raise an incident. Go to <https://supportline.microfocus.com/supportresources.aspx>

To connect, enter <https://www.microfocus.com/en-us/home/> in your browser to go to the Micro Focus home page, then click **Support & Services > Support**. Type or select the product you require from the product selection dropdown, and then click **Support Portal**.



**Note:** Some information may be available only to customers who have maintenance agreements.

If you obtained this product directly from Micro Focus, contact us as described on the Micro Focus Web site, <https://www.microfocus.com/support-and-services/contact-support/>. If you obtained the product from another source, such as an authorized distributor, contact them for help first. If they are unable to help, contact us.

Also, visit:

- The Micro Focus Community Web site, where you can browse the Knowledge Base, read articles and blogs, find demonstration programs and examples, and discuss this product with other users and Micro Focus specialists. See <https://community.microfocus.com>.
- The Micro Focus YouTube channel for videos related to your product. See [Micro Focus Channel on YouTube](#).
- Micro Focus webinars: <https://www.microfocus.com/en-us/resource-center/webinar>.

## Information We Need

If your purpose in contacting Micro Focus is to raise a support issue with Customer Care, you should collect some basic information before you contact us, and be ready to share it when you do.

[Click here](#) to see the *Preparing to Raise a Support Case* topic on the Product Documentation pages on Micro Focus Customer Care.

## Creating Debug Files

If you encounter an error when compiling a program that requires you to contact Micro Focus Customer Care, your support representative might request that you provide additional debug files (as well as source and data files) to help us determine the cause of the problem. If so, they will advise you how to create them.

# Copyright and Disclaimer

© Copyright 2023 Micro Focus or one of its affiliates.

The only warranties for this product and any associated updates or services are those that may be described in express warranty statements accompanying the product or in an applicable license agreement you have entered into. Nothing in this document should be construed as creating any warranty for a product, updates, or services. The information contained in this document is subject to change without notice and is provided "AS IS" without any express or implied warranties or conditions. Micro Focus shall not be liable for any technical or other errors or omissions in this document. Please see the product's applicable end user license agreement for details regarding the license terms and conditions, warranties, and limitations of liability.

Any links to third-party Web sites take you outside Micro Focus Web sites, and Micro Focus has no control over and is not responsible for information on third-party sites.