



Micro Focus Connect 4.0

Release Notes

Micro Focus
The Lawn
22-30 Old Bath Road
Newbury, Berkshire RG14 1QN
UK
<http://www.microfocus.com>

© Copyright 2019 Micro Focus or one of its affiliates.

MICRO FOCUS, the Micro Focus logo and Micro Focus Connect are trademarks or registered trademarks of Micro Focus or one of its affiliates.

All other marks are the property of their respective owners.

2019-01-30

Contents

Introduction	4
About Micro Focus Connect	4
What's New in Micro Focus Connect	5
4.0	5
ALM Octane Connector	5
Email Connector Enhancements	5
ALM Connector Enhancements	5
Rally Connector Enhancements	5
Silk Central Connector Enhancements	5
ServiceNow Connector Enhancements	5
Hub Connector Enhancements	6
General Enhancements	6
3.1.1	6
Installation and Configuration	6
General Enhancements	7
ServiceNow Connector Enhancements	8
AccuWork Connector Enhancements	8
Email Connector Enhancements	8
Dimensions CM Connection Enhancements	8
3.1	8
Charts	9
Additional Support for Attachments	9
Master Configuration Options	9
Data Sources and Connections	9
3.0	9
Redesigned User Interface	9
Enhanced Synch Criteria	9
Auto-Mapping	10
High Watermarks	10
Import and Export	10
Refresh Server Data	10
Charts	10
Attachments	10
Folders	10
Object Relationships	11
1.x	11
1.6.8	11
1.6.7	11
1.6.6	11
1.6	11
1.5	12
1.4	13
1.3	13
Micro Focus Connect System Requirements	14
Known Issues	15
Contacting Micro Focus	16
Information Needed by Micro Focus SupportLine	16
Creating a Dump File	16
Creating Debug Files	16

Introduction

These release notes contain product information that might not appear in other documentation. Read them in their entirety before you install the product. Refer to *Using Micro Focus Connect* for information about installing and configuring Micro Focus Connect.

About Micro Focus Connect

Micro Focus Connect is a tool used to synchronize item and relationship data between various Micro Focus software change and configuration management systems and other repositories or clients. Once data is synchronized into the system, all of the change management capabilities of the system, including versioning, branching, tracing, labeling, and reporting, are available on that data.



Note: SCM (Git, SVN or StarTeam SCM) is not supported in 3.1. See the *Known Issues* section for further details.

What's New in Micro Focus Connect

4.0

The following are new features for this release of Micro Focus Connect.

ALM Octane Connector

Micro Focus Connect now includes a BETA version of an Octane Connector, see the readme in the Octane connector directory for more details.

Email Connector Enhancements

Fixed bug in reading Gmail messages.

ALM Connector Enhancements

- Fixed a UI issue where duplicate fields would show up in the Connection mapping.
- Fixed bugs regarding field name encoding in double byte languages.

Rally Connector Enhancements

- Added support for read-only multi-valued enums.
- Fixed bug when syncing release values that are null.
- Fixed bug in moving an item and updating other fields at the same time.
- Added support for custom fields in projects.
- Improved overall memory and synchronization performance.
- Fixed a UI issue where duplicate fields would show up in the Connection mapping.
- Fixed bug in detecting deleted items when the user has configured a datasource using a workspace that is not their default workspace.
- Fixed bug with id property, should be read-only (otherwise can cause improper mappings).

Silk Central Connector Enhancements

- Fixed a UI issue where duplicate fields would show up in the Connection mapping.
- Added sample project to datasource configuration to support lookup of custom fields.

ServiceNow Connector Enhancements

- The ServiceNow connector now supports agile assets, and projects.
- Fixed bug where duplicate enum values would be seen in the UI.
- Improved sync performance for configurations with sync criteria.
- Fixed bug with user and group names in fields.

Hub Connector Enhancements

- When comparing versions to see differences, includes millisecond precision.
- Fixed bug when syncing attachments that have very short names.
- Fixed bug with attachments using the wrong extension.
- Improved detection of trace changes.

General Enhancements

- Improved comparison of rich text fields to reduce update frequency.
- Expanded and updated Audit functionality: Now allows users to query data beyond the last 7 days.
- Improved Rally and Hub move logic to include and correct cases where products might have failed to move items.
- When clearing watermarks, also clears versions of items so that they can be compared.
- Compare items if their versions change after prior failures.
- Add ability in the UI to run a connection just once, and then stop.
- Allow users to copy/paste audit information in the UI.
- Improve audit records, capture additional failure states and report them back to the user.
- Tomcat security updates impact items that contain '/'. Updated communication methods so that users don't have to change Tomcat.
- Updated audit to indicate specific fields that may have caused the failure.
- Enhanced automap functionality when mapping types to prefer case-insensitive names before checking similar names.
- Updated the UI for user fields, to indicate to the user that the field should use the user map instead of the value map.
- Improved startup performance for Connect systems with lots of recent sync data.
- Fixed bug where errors indicating need to restart connection were not handled.
- Added chart view for queried audit records.
- Improved audit of added items: Record information about the item causing the create.
- Updated the connection messages in the UI, to include more information when a connection cannot be started.
- Updated lists to be sorted in the UI.

3.1.1

The following are new features for this release of Micro Focus Connect.

Installation and Configuration

For Atlas Planning and Tracking Suite (APTS) Users

If you use the Atlas Planning and Tracking Suite (APTS), it is recommended that this version of Micro Focus Connect be installed on a separate machine. If that is not possible, after installing Micro Focus Connect you will need to edit its `WebServer\conf\server.xml` file, and change both the AJP port and the Server Shutdown port to have values that do not conflict with APTS or other products installed on the same machine.

WebServer Configuration

If you use products that contain slashes in their types and fields, you need to configure the installed WebServer to allow encoded slashes. In the `WebServer\conf\catalina.properties` file, include:

```
org.apache.tomcat.util.buf.UDecoder.ALLOW_ENCODED_SLASH=true
```

General Enhancements

Improved Detection and Tracking of Moved Items, and Items in Multiple Projects

Recognize and track when items are visible in multiple projects, in addition to detecting that an item was moved from one project to another.

UI Issues Fixed

Fixed issues in UI that occurred when selecting types whose name contains '/'.

Export Issues Fixed

Fixed issues that occurred when exporting content containing passwords. Now the passwords are properly suppressed.



Note: Because the passwords are now properly filtered, once you import this information you will need to update the passwords before using the imported configurations.

Improved Detection and Reporting of Missing Connectors

Fixed issues that occurred when a connector was missing, and you tried to start a related connection.

Updated Automap Logic for Common ServiceNow Fields

Automap logic for common ServiceNow fields has been improved.

Search Improvements for Audit

When using the Audit functionality in the UI, when searching for ID, you can now search both the ID and the associated ID records.

Improved Startup Performance

Improved startup performance when a user has a lot of recent activity in the Audit view.

Improved UI when Mapping enums

Improved UI when mapping enums to non-enums. Now we notify the user that they may need to include value map entries.

Improved UI for Connection Messages Tab

Improved look and feel for a connection's **Connection Messages** tab in the UI.

Improved Connection Version Comparison

Improved version comparison for connections. Now the comparison accounts for possible workflow changes in the products.

Improved RichText to String Field Conversion

Improved usage of **RichText** to **String** conversion when mapping fields of these types.

Red Value Map Icon

Show the value map icon as red when one side is an enum and the other side is not an enum.

Default Sort Order for Audit Records

Sort audit records by most recent first, by default.

Resizing of Dialogs

You can now resize the **Type Map** dialog and the **Value Map** dialog.

Products Sorted by Name

When picking a product from a list, the products are sorted by name.

ServiceNow Connector Enhancements

ServiceNow Support

Added support for synchronizing ServiceNow assets. For details, see this connector's Readme.

AccuWork Connector Enhancements

Date and DateType Types

Resolved the issue in which **DateTime** and **Date** types were not always read correctly from a local AccuWork client.

Email Connector Enhancements

Nested Multi-part Email Content

Resolved issues with nested multi-part email content.

RichText

Changed field contents so that the field can be recognized as RichText.

Dimensions CM Connection Enhancements

Synching Attachments Now Supported

Added support for synching attachments.

Story-Task Relationships Now Supported

Added support for relationships between stories and tasks.

3.1

The following are new features for this release of Micro Focus Connect.

Charts

The new charts track volume, changes, and errors. Mouse over the data points to view detailed data.

Additional Support for Attachments

Any type that Micro Focus Connect supports (for example: Rally story, Jira Task, Hub Requirement) can contain one or more fields of type `FIELD_TYPE_ATTACHMENT`.

Connectors that support attachments must be able to convert their representation of attachments into the "Connect" representation of attachments which is defined by the interface `IAttachment`.

Currently, the Hub, Rally, Jira, TFS, and V1 support attachments.

Master Configuration Options

Micro Focus Connect now supports a wide range of Micro Focus products that can synchronize directly to other Micro Focus products, as well as third-party products. The Micro Focus products supported include:



- AccuWork
- Dimensions CM
- Micro Focus ALM
- Silk Central
- StarTeam/MF Hub

Data Sources and Connections

DataSources and Connections can no longer be deleted, as well as entities in these UI areas.

Micro Focus Connect stores information about the individual items synced related to the Connections and Data Sources that the user configures in the UI. Because of this, once a Connection is active you cannot delete Connections and Data Sources, as well as Type Mappings within a Connection or the Types themselves in the Data Sources. Instead you can disable Type Mappings (you could already disable a Connection and the Projects in a Connection).

When you create a Connection you can delete the Type Mappings until the Connection is considered

active. Once the lock symbol  appears you can then use the enable/disable  symbol to toggle a Type.

3.0

The following are new features for this release of Micro Focus Connect.

Redesigned User Interface

The Micro Focus Connect user interface has been redesigned for a modern look and feel. One example of the redesign is that the action icons are now contained within a single Action menu. This cleans up the user interface making it easier to view and navigate.

Enhanced Synch Criteria

The Synch Criteria dialog has been enhanced to allow more refined and detailed mapping.

Auto-Mapping

It is now possible to automatically map a connection's types and fields with the new Auto-Map feature. If auto type mapping, all types defined by the selected data sources will be mapped. Fields are auto-mapped for each type that is exposed by the data source.

High Watermarks

High Watermarks allow Micro Focus Connect to know what has previously been synchronized. It acts as a time and place marker so that Micro Focus Connect compares what has been updated, added, deleted, and etc. after the High Watermark was made.

Import and Export

Use import and export to move data sources, synchronizations, and user maps between installations.

Refresh Server Data

The Refresh Server Data option clears out cached data that has been obtained from connectors.

Micro Focus Connect caches data to improve performance.

Data that is cached:

- Property enumerations
- Property lists
- Type property lists
- Type lists
- Project lists

Charts

The new charts track volume, changes, and errors. Mouse over the data points to view detailed data.

Attachments

Micro Focus Connect now supports `FIELD_TYPE_ATTACHMENT`.

Any item that Micro Focus Connect supports (e.g. Rally story, Hub Requirement) can contain one or more fields of type `FIELD_TYPE_ATTACHMENT`.

Connectors that support attachments must be able to convert their representation of attachments into the "Connect" representation of attachments which is defined by the interface `IAttachments`. Therefore, when Micro Focus Connect invokes `connector.getValue("attachmentFieldName")`, the connector must return an object that implements the `IAttachments` interface.

Similarly, when Micro Focus Connect invokes `connector.setValue("attachmentFieldName", value)`, the connector knows the value implements the `IAttachments` interface.

Currently, only the Atlas Hub and Rally support attachments.

Folders

Micro Focus Connect now supports Folders with the StarTeam connector.

Object Relationships

Story, Task, Epic, Release, Iteration, and etc., can have relationships to other items. For example:

- Task has a field named **parentStory** that refers to a story
- Iteration has a field named **assignedRelease** that refers to a release

Some repositories implement item relationships directly with item fields. For example, Rally hierarchical requirements have a field named iteration. The value of that field is an identifier of a specific iteration object.

Other repositories use independent links/traces to implement relationships. For example, StarTeam Trace objects identify a source item and a target item which represents a single item relationship.

In earlier versions of Micro Focus Connect, these relationships were defined in the Connection objects and the definitions were StarTeamAtlas Hub-centric, following the paradigm of the Atlas Hub for implementing item relationships.

In this release, the relationships between items are defined in general terms in the data source relationship model. Even repositories that implement relationships as links/traces, expose the relationships to Micro Focus Connect as if they are "direct field" relationships. Therefore, each data source defines how the contained items are related.

Additionally, each connector provides a default relationship model that administrators typically use.

1.x

The following are the latest features for each 1.x release.

1.6.8

This version of Micro Focus Connect contained only minor bug fixes and no new major features.

1.6.7

This section lists changes for Micro Focus Connect 1.6.7.

This version of Micro Focus Connect contained only minor bug fixes and no new major features.

1.6.6

This section lists changes for Micro Focus Connect 1.6.6.

This version of Micro Focus Connect contained only minor bug fixes and no new major features.

1.6

This section lists changes for Micro Focus Connect 1.6.

Atlas Planning and Tracking Suite

Atlas, Atlas Hub, Micro Focus Connect and StarTeam Agile are now installed together as part of the new **Atlas Planning and Tracking Suite**.

EXTJS Patch 16166

Extjs 5.1.0 has a bug related to editing cell values within a grid. Users cannot enter values that contain \$, # , or %.

Patch 16166 was applied to Extjs 5.1.0 which fixed this problem.

Cross Project Relationship and Move Support

A new interface was added to the to support the detection of a move between two projects. If a connector does not implement this interface then when an item is moved the desired behavior will not occur with respect to the associated item in the old project.

Consider two projects in Rally (Rally1 and Rally2), mapped to two projects in StarTeam (StarTeam1 and StarTeam2). Items in Rally1 are associated with items in StarTeam1, and items in Rally2 are associated with items in StarTeam2. Assume the link property is the `ExternalID` property in StarTeam.

Consider the case when a StarTeam item is moved from StarTeam1 to StarTeam2. Since the StarTeam connector has implemented this interface, we will delete the Rally Item in Rally1 and clear the `ExternalID` property of the StarTeam item. Then the StarTeam item in StarTeam2 will simply be treated as a new item, and a new Rally item in Rally2 will be created.

Consider the case of a Rally item being moved from Rally1 to Rally2. Because the Rally connector has been enhanced to implement this interface, the StarTeam item in StarTeam1 will be deleted and a new StarTeam item in StarTeam2 will be created.

At the current time, only StarTeam and Rally have move detection. Therefore consider instead of Rally we were using VersionOne (projects V1 and V2). When a StarTeam item is moved from StarTeam1 to StarTeam2, because the associated item in V1 is deleted as before. However, consider what happens if an item is moved from V1 to V2. In this case, the StarTeam item in StarTeam1 "points" to an item in V1 but it can't find it. In this case the item in StarTeam1 is NOT treated like a new item. The new VersionOne item in V2, will result in a new StarTeam item in V2

1.5

This section lists changes in Micro Focus Connect 1.5.

User Maps

User maps have been exposed in the Micro Focus Connect user interface for this release. User maps allow you to map together various user names (among your systems) into a common name. The user maps feature allows you to define users that have different user names across multiple systems. For example, a user may be `User 1` in Rally and `User1` in the Atlas Hub.

UI Performance

The user interface has been improved to perform better while creating and editing configurations.

Synchronization

Synchronization improvements for this release include:

- The *status reporting* of sync operations.
- Syncing HTML to plain text.

Connectors

Most of the supported connectors were updated to allow for configuration via the Micro Focus Connect user interface.

Microsoft Windows Server 2012 R2 Support

Micro Focus Connect now supports Microsoft Windows Server 2012 R2.

1.4

This section lists changes in Micro Focus Connect 1.4.

User Interface Improvements

Some of the major changes to Micro Focus Connect include:

- A revised dashboard
- Simplified creation of data sources, connections, and mappings
- General Atlas Hub settings are on their own tab
- Clearer instructional text and tooltips throughout

Enhanced Error Notification

You can specify the frequency with which you want Micro Focus Connect to send email notification alerting users to synchronization errors.

Terminology

In previous releases, the word "property" was the name of an asset's attribute: a Story asset might have a Name or Description property, for example. The word "property" in this context is now called "field". For example, "You use the Fields tab to map AccuRev story fields to Story fields in the Atlas Hub."

1.3

This section lists changes in Micro Focus Connect 1.3.

User Interface

Micro Focus Connect now includes an online user interface. You now have the option to use the interface to create data sources and synchronizations instead of manually editing the XML configuration file.

User Maps

The <UserMap> element allows you to map users between third party tools and StarTeam.

Error Emails

Use the <SMTP> element to generate email messages when errors occur.

Micro Focus Connect System Requirements

This section lists system requirements needed to run Micro Focus Connect.

Web Browsers

- Google Chrome 35+
- Mozilla Firefox 30+
- Internet Explorer 10+

Operating Systems

- Microsoft Windows Server 2016
- Microsoft Windows Server 2012 R2
- Microsoft Windows Server 2012
- Microsoft Windows Server 2008 (64-bit)



Note:

Micro Focus Connect only provides a 64-bit installation.


Hardware

Recommended

64-bit, quad-core systems with 8-16GB of memory.

Known Issues

Please refer to the `ReadMe.html` file included in each connector directory for information on any known issues or limitations with the provided connector functionality. Additionally, review the following:

Move detection for CA Agile	Move detection for CA Agile is not active in this release. If you are synchronizing multiple projects with CA Agile and another product, and you move an item from one project to another, this will not be seen as a move operation. Instead this is seen as a new item in the related product and project and will get created as part of sync operations, but the existing item will not be removed.
Three-Way Sync Upgrade not supported	<p>While this release of Micro Focus Connect does allow a user to configure a synchronization directly between Silk Central and JIRA, it does not provide an upgrade mechanism for any current users who are syncing Silk Central and JIRA using the Hub in between (a three way sync: syncing Silk Central to the Hub, then the Hub to JIRA).</p> <p> Note: Any existing three-way sync operations will continue to work as expected.</p>
SCM Synchronization is not supported	SCM Synchronization is not supported in this release. Users using SCM Synchronization should continue to use prior releases of Micro Focus Connect.
StarTeam to ALM Automapping	If automapping a single type (i.e. Requirement) to another type (i.e. Story), then enum fields may not contain all the values, and they won't be marked red as requiring attention. Make sure to review enum field values to set the correct options if automapping a single type to another type.
Creating Tags Requires Restarting Micro Focus Connect Server Restart	After synchronizing tags and creating new tags, restart Micro Focus Connect server in order to see the new tags
Error When External ID Is Not Set for Software Configuration Management (SCM) Connectors	The error "ChangeSet type mappings must have values for ... Use the Type Set Manager to set values" appears when external ID is not set for any SCM connector. Go to the Type Set Manager and set the appropriate values.
Micro Focus Connect Login Dialog May Not Refresh after Upgrade	After Atlas Planning and Tracking Suite upgrade, the Micro Focus Connect login dialog may not refresh properly. To correct this issue, clear the browser history and try to log into Micro Focus Connect again.
Upgrade Issues	You cannot upgrade from any prior release to this version. You must install this version on a different machine.
Working with Value Maps	<p>For every boolean property in the Atlas Hub, if it has a boolean mapping, the values must be <code>true</code> or <code>false</code>. (As opposed to <code>Yes/No</code> or anything else).</p> <p>However, a value map can consist of either side having an empty value. For example, you can map the empty value to <code>false</code>.</p>

Contacting Micro Focus

Micro Focus is committed to providing world-class technical support and consulting services. Micro Focus provides worldwide support, delivering timely, reliable service to ensure every customer's business success.

All customers who are under a maintenance and support contract, as well as prospective customers who are evaluating products, are eligible for customer support. Our highly trained staff respond to your requests as quickly and professionally as possible.

Visit <http://supportline.microfocus.com/assistedservices.asp> to communicate directly with Micro Focus SupportLine to resolve your issues, or email supportline@microfocus.com.

Visit Micro Focus SupportLine at <http://supportline.microfocus.com> for up-to-date support news and access to other support information. First time users may be required to register to the site.

Information Needed by Micro Focus SupportLine

When contacting Micro Focus SupportLine, please include the following information if possible. The more information you can give, the better Micro Focus SupportLine can help you.

- The name and version number of all products that you think might be causing an issue.
- Your computer make and model.
- System information such as operating system name and version, processors, and memory details.
- Any detailed description of the issue, including steps to reproduce the issue.
- Exact wording of any error messages involved.
- Your serial number.

To find out these numbers, look in the subject line and body of your Electronic Product Delivery Notice email that you received from Micro Focus.

Creating a Dump File

If reporting a protection violation you might be asked to provide a dump (.dmp) file. To produce a dump file you use the Unexpected Error dialog box that is displayed when a protection violation occurs. Unless requested by Micro Focus SupportLine, leave the dump setting as `Normal` (recommended), click **Dump**, then specify a location and name for the dump file. Once the dump file has been written you can email it to Micro Focus SupportLine

You may also be asked to provide a log file created by the Consolidated Tracing Facility (CTF) - a tracing infrastructure that enables you to quickly and easily produce diagnostic information detailing the operation of a number of Micro Focus software components.

Creating Debug Files

If you encounter an error when compiling a program that requires you to contact Micro Focus SupportLine, your support representative might request that you provide additional debug files (as well as source and data files) to help us determine the cause of the problem. If so, they will advise you how to create them.