



Host Access Analyzer 1.3

[Host Access Analyzer 1.3 Help](#)

Micro Focus
The Lawn
22-30 Old Bath Road
Newbury, Berkshire RG14 1QN
UK
<http://www.microfocus.com>

© Copyright 2019-2021 Micro Focus or one of its affiliates.

MICRO FOCUS, the Micro Focus logo and Host Access Analyzer are trademarks or registered trademarks of Micro Focus or one of its affiliates.

All other marks are the property of their respective owners.

2021-07-01

Contents

| | |
|----------------------------------------------------------|-----------|
| Installing HAA on Linux | 5 |
| Introduction | 5 |
| Terminology | 5 |
| Prerequisites | 5 |
| Preparing for installation | 6 |
| Setup Script | 6 |
| Installing HAA Server on three machines | 7 |
| Stop services | 7 |
| Start services | 7 |
| Installing HAA Server on a single machine | 7 |
| Stop services | 7 |
| Start services | 7 |
| Accessing the server | 8 |
| Configuring users | 8 |
| Configuring the client | 8 |
| Accessing the portal | 8 |
| Accessing Identity and Access management | 8 |
| Contacting Micro Focus | 8 |
| Further information and product support | 8 |
| Information we need | 9 |
| Contact information | 9 |
| MICRO FOCUS END USER LICENSE AGREEMENT | 9 |
| Installing HAA on Windows | 15 |
| Introduction | 15 |
| Installation methods | 15 |
| Terminology | 15 |
| Prerequisites | 15 |
| Installing HAA Server | 16 |
| Enabling .NET 3.5 | 16 |
| Installing Java | 16 |
| Installing Elasticsearch | 17 |
| Installing Kibana | 17 |
| Installing RabbitMQ | 17 |
| Installing HAA Server | 18 |
| Installing PostgreSQL | 18 |
| Installing Identity and Access Management | 18 |
| Installing the HAA Portal | 19 |
| Installing Traefik Proxy | 19 |
| Accessing the server | 20 |
| Contacting Micro Focus | 20 |
| Further information and product support | 20 |
| Information we need | 21 |
| Contact information | 21 |
| MICRO FOCUS END USER LICENSE AGREEMENT | 21 |
| Configuring Identity and Access Management | 27 |
| Opening the Identity and Access Management console | 27 |
| LDAP configuration | 27 |
| Manual user configuration | 28 |
| Contacting Micro Focus | 29 |
| Further information and product support | 29 |

| | |
|--------------------------------------------------------|-----------|
| Information we need | 29 |
| Contact information | 29 |
| MICRO FOCUS END USER LICENSE AGREEMENT | 31 |
| Installing and Configuring the HAA Client | 37 |
| System Requirements | 37 |
| Installation | 37 |
| Installing the service silently | 37 |
| Uninstalling the service silently | 38 |
| Installing the service using the wizard | 38 |
| Modifying configurations | 38 |
| Server configuration | 39 |
| Service configuration | 39 |
| User configuration | 41 |
| Adding a custom configuration | 43 |
| Working Offline | 44 |
| Contacting Micro Focus | 44 |
| Further information and product support | 44 |
| Information we need | 45 |
| Contact information | 45 |
| MICRO FOCUS END USER LICENSE AGREEMENT | 45 |
| Using the HAA Portal | 51 |
| Introducing the Host Access Analyzer Web Portal | 51 |
| Supported browsers | 51 |
| Portal timeout | 51 |
| Portal Dashboards | 51 |
| Defining users and devices | 51 |
| Customizing a dashboard | 51 |
| Creating your own dashboard | 52 |
| Customizing the time range | 52 |
| Persisting a filter for all dashboards | 52 |
| Exporting dashboard data | 53 |
| Exporting aggregated data | 53 |
| Exporting raw data | 53 |
| Importing dashboards | 54 |
| Modifying client configuration files | 54 |
| Side panel | 54 |
| Menu options | 54 |
| Contacting Micro Focus | 55 |
| Further information and product support | 55 |
| Information we need | 55 |
| Contact information | 55 |
| MICRO FOCUS END USER LICENSE AGREEMENT | 56 |

Installing HAA on Linux

Introduction

The Host Access Analyzer (HAA) installer for Linux is a `tar.gz` file that contains docker images for all required components as well as installation scripts and certificate components.

Terminology

The following terminology is used in this guide:

Single machine When installing HAA on a single machine, the machine is referred to as *Manager*.

Three machines When installing HAA on three machines, the machines are referred to as:

- *Manager*
- *Node 1*
- *Node 2*

Services are distributed between three different machines, including the one where setup is run.

Prerequisites

Supported operating systems:

- RHEL 7.4 and later, RHEL 8.x
- SUSE SLES 12, SUSE SLES 15

Hardware:

Each machine requires a minimum of:

- 16 GB RAM
- 4 CPUs

Software:

- Docker engine (minimum version 18.09.0) and docker-compose tool (minimum version 1.22.0)

Firewall:

- The following ports must be available:
 - TCP port 2377 for Manager node.
 - TCP and UDP port 7946 for all nodes.
 - UDP port 4789 for all nodes.

Any firewall should be configured correctly. On the Manager machine, the firewall must allow either default SSL port 443, or a custom port you provide during setup, as well as port 6566.

Enhanced security features:

Enhanced security features should be turned off.

Certificates:

If you intend to replace the supplied self-signed certificates in the `cert` directory, you must prepare your own certificates.

Installation node for Elasticsearch:

For single-node installation, Elasticsearch must be installed on the Manager node.

For 3-node installation, Elasticsearch must be installed on Node 1.

Virtual memory for Elasticsearch node:

By default, Elasticsearch uses a `mmapfs` directory to store its indexes. The default operating system limits on `mmap` counts is likely to be too low, which may result in out of memory exceptions. On Linux, you can increase the limits by running the following command using administrator permissions on the node where Elasticsearch is going to be installed:

```
sysctl -w vm.max_map_count=262144
```

To set this value permanently, update the `vm.max_map_count` setting in the `/etc/sysctl.conf` file. To verify after rebooting, run `sysctl vm.max_map_count`.

Memory lock limits for Elasticsearch node:

Elasticsearch tries to lock memory to improve performance. We recommend removing memory lock limits to enable this. Use administrator permissions to remove the limit for `docker` on the Elasticsearch node:

1. Add the line `LimitMEMLOCK=infinity` to the `[Service]` section of the `/usr/lib/systemd/system/docker.service` file and `containerd.service` (if it exists).
2. Run `systemctl daemon-reload`.
3. Run `systemctl restart docker` and `containerd` (if it exists).
4. Restart HAA by running `./stop.sh` and `./start.sh` on the Manager node if it was already running.

Preparing for installation

1. Run `tar -xf <filename>.tar.gz` to extract the content.
2. Edit the `es-indices-settings.ini` file and configure the settings for your enterprise.
3. Save the file, then close it.

Setup Script

`setup` script contains different parameters you can use. To see the usage guide, run `./setup.sh` without parameters.

| | |
|------------------------------------------------|----------------------------------------------------------------------------------------------------------------------------------------------------------------------------------------------------------|
| --single-machine | Triggers single machine installation. |
| User1@HostName IP User2@HostName IP | Triggers swarm installation on three defined machines (current machine plus additional supplied machines.) |
| --tempdir | Specifies where the files are uploaded on the node machines. Optional. If provided, <code>tempdir</code> should be located on all nodes. If omitted, the <code>/tmp</code> directory is used by default. |
| --hostname | Full public host name of the Manager machine. For example, <code>foo.myorg.com</code> . Optional. If omitted, you are prompted during setup. |
| --port | Desired SSL port. Optional. If omitted, you are prompted during setup. Defaults to 443. |
| --certfile | <code>/path/to/your/file.crt</code> . Optional. The installer supplies a self-generated certificate file. If omitted, you are prompted during setup. |

| | |
|------------------------|----------------------------------------------------------------------------------------------------------------------------------------------|
| --keyfile | <code>/path/to/your/file.key</code> . Optional. The installer supplies a self-generated key file. If omitted, you are prompted during setup. |
| --eula-accepted | Optional. If omitted, you are prompted to accept the End User License Agreement during setup. |

Installing HAA Server on three machines

This is the recommended method of installing HAA Server.

Use the supplied `setup.sh` script to install HAA Server on the manager node and two specified nodes.

```
./setup.sh <User>@<NODE 1(HostName/IP)> <User>@<NODE 2(HostName/IP)> [--
tempdir=<dir>] [--hostname=<full_public_host_name_of_machine>] [--
port=<port>] [--certfile=</path/to/your/file.crt>] [--keyfile=</path/to/your/
file.key>][--eula-accepted]
```

During the process you might be prompted to accept the End User License Agreement, as well as for `hostname/port` and the `crt/key` file path if not entered in advance.

You might also be prompted for passwords to the other nodes.



Note: Installation starts the services automatically.

Stop services

To stop the services, run the `./stop.sh` script.

Start services

To start previously stopped services, run the `./start.sh` script.

Installing HAA Server on a single machine

Use the supplied `setup.sh` script to install HAA Server on a single machine.

```
./setup.sh --single-machine [--tempdir=<dir>] [--
hostname=<full_public_host_name_of_machine>] [--port=<port>] [--certfile=</
path/to/your/file.crt>] [--keyfile=</path/to/your/file.key>][--eula-accepted]
```

During the process you might be prompted to accept the End User License Agreement, as well as for `hostname/port` and the `crt/key` file path if not entered in advance.



Note: Installation starts the services automatically.

Stop services

To stop the services, run the `./stop.sh` script.

Start services

To start previously stopped services, run the `./start.sh` script.

Accessing the server

Configuring users

For user integration with LDAP and manual user configuration, see the *Installing Identity and Access Management* guide.

Configuring the client

Use the Manager node IP address with port 6566.

Accessing the portal

Enter the following into a browser:

```
https://<manager_host_name>[:<Non-Default User Defined SSL Port>]
```

Accessing Identity and Access management

1. To access the **Identity and Access Management** page, enter the following URL in your browser:

```
https://<manager-host-name>[:<user_defined_ssl_port>]/auth
```

2. Enter the following credentials:

admin

and:

admin

Change these after your first login.

Contacting Micro Focus

Our Web site gives up-to-date details of contact numbers and addresses.

Further information and product support

Additional technical information or advice is available from several sources.

The product support pages contain a considerable amount of additional information, such as:

- The *Product Updates* section of the Micro Focus Customer Care Web site, where you can download fixes and documentation updates.
- The *Examples and Utilities* section of the Micro Focus Customer Care Web site, including demos and additional product documentation.
- The *Support Resources* section of the Micro Focus Customer Care Web site, that includes troubleshooting guides and information about how to raise an incident.

To connect, enter <https://www.microfocus.com/en-us/support> in your browser.



Note: Some information may be available only to customers who have maintenance agreements.

If you obtained this product directly from Micro Focus, contact us as described on the Micro Focus Web site, www.microfocus.com. If you obtained the product from another source, such as an authorized distributor, contact them for help first. If they are unable to help, contact us.

Also, visit:

- The Micro Focus Community Web site, where you can browse the Knowledge Base, read articles and blogs, find demonstration programs and examples, and discuss this product with other users and Micro Focus specialists.
- The Micro Focus YouTube channel for videos related to your product. .

Information we need

However you contact us, please try to include the information below, if you have it. The more information you can give, the better Micro Focus Customer Support can help you. But if you don't know all the answers, or you think some are irrelevant to your problem, please give whatever information you have.

- The name and version number of all products that you think might be causing a problem.
- Your computer make and model.
- Your operating system version number and details of any networking software you are using.
- The amount of memory in your computer.
- The relevant page reference or section in the documentation.
- Your serial number. To find out this number, look in the subject line and body of your Electronic Product Delivery Notice email that you received from Micro Focus.

Contact information

Our Web site gives up-to-date details of contact numbers and addresses.

Additional technical information or advice is available from several sources.

The product support pages contain considerable additional information, including the *Product Updates* section of the Micro Focus Customer Care Web site, where you can download fixes and documentation updates. Go to [Micro Focus Product Updates](#).

To connect, enter <https://www.microfocus.com/en-us/home/> in your browser to go to the Micro Focus home page, then click **Support & Services > Support**. Type or select the product you require from the product selection dropdown, and then click **Support Login**.

If you are a Micro Focus Customer Care customer, please see the *Welcome to Customer Care* document that includes information about downloading and licensing your product, contacting Customer Care, and about reporting an incident. You can download it from our Web site. Support from Micro Focus may be available only to customers who have maintenance agreements.

MICRO FOCUS END USER LICENSE AGREEMENT

Host Access Analyzer 1.3

IMPORTANT -- READ CAREFULLY:

This End User License Agreement ("Agreement") is a legal agreement between you (an entity or a person) and Attachmate Corporation, a Micro Focus Company ("Licensor") with respect to the software, together with its included documentation, that you are receiving, accessing or installing, and that constitutes a whole or partial copy of a product named above (the "Software"). Unless you have entered into a separate license agreement with Licensor, you accept and agree to be bound by this Agreement by (i) selecting the "accept" or "yes" option when an on-line process prompts you to accept this Agreement, or (ii) by installing, copying, downloading, accessing or otherwise using the Software. If you do not agree to the terms of this Agreement, Licensor is unwilling to license the Software to you. In such event: (i) you may not install,

access or copy the Software, and you should promptly destroy any whole or partial copies of the Software in your possession; and (ii) you may receive a full refund by contacting your Software vendor within 30 days from your date of purchase to obtain instructions for return.

The Software is protected by copyright laws and international copyright treaties, as well as other intellectual property laws and treaties. The Software is licensed, not sold. Unless you have acquired the Software from Licensor or Licensor's agent on an evaluation basis, any license granted by this Agreement relies on your license certificate(s) from Licensor, or your single-copy purchase documentation, identifying the software product and version, license type, unit count, and licensed person or entity. No rights are conveyed to you by your mere possession of a copy of this Agreement, the Software, or any access codes or keys enabling the Software. Any third-party software that is provided with the Software and that is associated with a separate license agreement is licensed to you under the terms of that license agreement ("Third Party Terms"), as referenced from the "General Information" section at the foot of this Agreement.

SOFTWARE LICENSE

1. LICENSE GRANT. Subject to (i) acceptance of and compliance with this Agreement and (ii) timely payment of all required payments, Licensor and its suppliers grant you a non-exclusive, non-transferable license to use the Software for internal business purposes in accordance with the applicable product use rights ("Product Use Rights") as set forth in the Product Use Rights Appendix which is attached to this Agreement and incorporated by this reference. This license is subject to the following terms as applicable:

A. COMPLIMENTARY AND TIME-LIMITED EVALUATION SOFTWARE. If the Software is provided to you as a "Complimentary" or "Comp" copy, then you may use a single copy of the Software for demonstration, test, or evaluation purposes only. If the Software is provided to you as an "Evaluation" copy, then you may install and use a reasonable number of copies of the Software for the Evaluation Period only, solely for evaluation and test purposes and not for production use. The "Evaluation Period" extends from your first installation of the Software to the earlier of (i) the date when the Evaluation version automatically ceases to function, or (ii) one hundred twenty (120) days after your first installation. At the end of the Evaluation Period, your license to the Evaluation Software is automatically terminated, and you must destroy all copies and partial copies of the Evaluation Software. Any data migrated or extracted from production data sources, or any software created, through your use of Complimentary or Evaluation software, may be used only for the limited purposes set forth in this subparagraph A, and must be destroyed upon termination of your Complimentary or Evaluation license.

B. MAINTENANCE-ENTITLEMENT UPGRADE. If you received the Software as an entitlement under a Licensor support or maintenance program with regard to software previously licensed to you ("Prior Software"), then this paragraph applies to you. You may use the Software to replace your licensed unit count of the Prior Software on a one-for-one basis, such that the total number of Software and Prior Software units does not exceed the authorized licensed unit count for the Prior Software. Upon your first such replacement of Prior Software, this Agreement shall govern any surviving units of Prior Software for as long as such units survive, except that the product use rights terms of the original Prior Software license shall override the corresponding Product Use Rights terms of this Agreement. If you are not yet ready to deploy the Software, you may retain a copy of it for future use in accordance with the terms of this Agreement.

C. OTHER UPGRADES OR REPLACEMENTS. If your license certificate characterizes the Software as an upgrade or migration from or competitive trade-in of other software previously licensed to you ("Subject Software"), then this paragraph applies to you. You must comply with any special instructions accompanying your license transaction for the Software, and you must destroy the Subject Software when you deploy the Software unless such accompanying instructions direct otherwise.

D. VERSION RIGHTS AND AUTHORIZED ALTERNATIVES. This Agreement is specific to the Software (by product and version) that it accompanies, and you may not re-allocate your Software licensed unit count to another product or version except under express written permission from Licensor. Unless such permissions are granted in the Product Use Rights Appendix, they must be obtained via a separate written "Authorized Alternatives" agreement, which Licensor may elect to publish at www.attachmate.com/info/alternatives or may otherwise make available to you.

E. LIMITED USE RESTRICTIONS. If you acquired the Software subject to limited-use restrictions (e.g., limited use of certain functionality or options) established in separate documentation between you and Licensor, or if you acquired the Software as a modification to or replacement of prior software which is so restricted, then (i) notwithstanding any terms to the contrary in the Product Use Rights Appendix, you may only install, access or use the Software in such limited manner and (ii) in interpreting the Product Use Rights Appendix, you must apply the restrictions in the broadest possible manner.

2. OTHER RIGHTS AND LIMITATIONS. Except as otherwise expressly provided in this Agreement or the applicable Product Use Rights, the following rights and limitations apply:

A. RESERVATION OF RIGHTS. Licensor reserves all rights not expressly granted under this Agreement.

B. LIMITATIONS ON REVERSE ENGINEERING, DECOMPILATION, DISASSEMBLY, AND CIRCUMVENTION. The Software and its structure, sequence and organization are valuable trade secrets belonging to Licensor and its suppliers, and you agree to hold such trade secrets in confidence. You may not reverse engineer, decrypt, decompile, or disassemble the Software, or otherwise attempt to derive a source code form of the Software, whether in whole or in part, or circumvent any of the protections of the Software, except and only to the extent that such activity is required to be permitted by applicable law, and in such case only after first providing Licensor reasonable written notice and the opportunity to assist with and/or conduct such activity on your behalf. Any source code that you do legitimately discover may be used solely for the purpose of enabling your exercise of the rights granted to you under this Agreement.

C. COPIES. You may not copy the Software, or any portion thereof, except as allowed by the applicable Product Use Rights and except to make one copy for institutional backup or archival purposes. Any such backup or archival copy must not be installed except as part of a recovery event. You must include all copyright notices and other proprietary rights legends on each copy of the Software.

D. SEPARATION OF COMPONENTS. Regardless of whether the Software is delivered to you as one integrated package, or as a collection of modules and components, it is licensed as a single product, whose component parts (i) may not, under a single licensed unit, be separated for installation or use on more than one computer, except in accordance with the applicable Product Use Rights and the Software documentation and (ii) may not be operated in a manner that exposes the component functionalities for general-purpose use beyond the scope of the Software as represented in the Software documentation.

E. RENTAL AND HOSTING. You may not rent, lease, sell, sublicense or lend the Software. You may not use the Software to provide commercial hosting services.

F. TRANSFER. You may not transfer the Software or assign your rights or obligations under this Agreement (including an assignment or any other transfer by operation of law) to any person or entity without the prior written consent of Licensor.

G. PERFORMANCE DISCLOSURE. You shall not disclose the results of any performance, functionality or other evaluation or benchmarking of the Software to any third party without Licensor's prior written consent.

H. LANGUAGE VERSIONS. If the Software as provided to you includes more than one language version of the same software product, you may use any of the language versions, and each deployment of any language version will consume a licensed unit.

I. NOTE ON JAVA SUPPORT. If the Software product you acquired contains programs written in Java, you acknowledge that the Software is not designed or licensed for use in on-line control equipment in hazardous environments, such as operation of nuclear facilities, aircraft navigation or control, or direct life-support machines. You warrant that you will not use the Software for such purposes.

J. UPDATES, UPGRADES AND MAINTENANCE

(i) An "Update" is supplemental code (sometimes referred to as a patch, fix, modification, enhancement, or service pack) that addresses one or more specific issues in the Software; it is considered part of the Software and is subject to the terms and conditions of this Agreement unless

accompanied by its own terms. You may use an Update only if Licensor has authorized you to do so and only for your licensed copies of the Software for which the authorization was given.

(ii) An "Upgrade" is a successor release to the Software, generally represented by a change in the product version number (e.g., from x.x to x.y or to y.y) and intended to replace the Software. In order to obtain license to an Upgrade, you must purchase such Upgrade for all licensed copies of the product or be entitled to the Upgrade by having a current maintenance plan with Licensor for all licensed copies of the product. An Upgrade is governed by the software license agreement that accompanies it.

(iii) Except as provided under either the Limited Warranty remedies set forth below or a Licensor product offering that you separately purchase, Licensor is under no obligation to provide Upgrades, Updates, or maintenance or support services to you. Should Licensor offer maintenance plan subscriptions and/or Upgrade licenses for the Software, Licensor is entitled to require that maintenance plan and Upgrade purchases must include all licensed units of a product. Maintenance plan subscriptions, if offered, shall be payable in advance for the period of coverage and shall be non-refundable.

3. **TERMINATION.** If you breach any term of this Agreement, Licensor may terminate this Agreement without waiving any other Licensor rights or remedies. If Licensor terminates this Agreement, you must destroy all copies of the Software and, on request of Licensor, certify destruction. If you breach the terms of this Agreement such that Licensor may have no adequate remedy in money or damages, Licensor may immediately seek an injunction against such breach without waiving any other Licensor rights or remedies.
4. **VERIFICATION.** Licensor has the right to verify your compliance with this Agreement. You agree to:
 - A. Implement internal safeguards to prevent any unauthorized copying, distribution, installation, use of, or access to, the Software;
 - B. Keep records sufficient to certify your compliance with this Agreement (including any Product Use Rights Appendix, if any), and, upon request of Licensor, provide and certify metrics and/or reports based upon such records and account for both numbers of copies (by product and version) and network architectures as they may reasonably relate to your licensing and deployment of the Software; and
 - C. Allow a Licensor representative or an independent auditor ("Auditor") to inspect and audit your or your contractor's, computers and records, during your normal business hours, for compliance with the licensing terms for Licensor's software products. Upon Licensor's and Auditor's presentation of their signed written confidentiality statement form to safeguard your confidential information, you shall fully cooperate with such audit and provide any necessary assistance and access to records and computers. If an audit reveals that you have or at any time have had unlicensed installation, use of, or access to the Software, you will within 30 days, purchase sufficient licenses and associated maintenance to cover the volume and time period of any shortfall without benefit of any otherwise applicable discount. If a material license shortfall of 5% or more is found, you must reimburse Licensor for the costs incurred in the audit.
5. **EXPORT.** You are responsible for complying with all trade regulations and laws both foreign and domestic. You acknowledge that this Software may only be exported or re-exported in accordance with U.S. Government Export Administration Regulations. Without authorization from the U.S. Government, you may not export or re-export the Software (i) to any prohibited country, person, entity, or end-user as specified by U.S. export controls or (ii) for use in the design, development or production of nuclear, chemical, or biological weapons, or missile technology, or any other prohibited use. You warrant and represent that neither the Bureau of Industry and Security of the U.S. Commerce Department nor any other U.S. Government entity or agency has suspended, revoked or denied, in whole or in part, your export privileges. For current information on U.S. export requirements and restrictions visit www.bis.doc.gov/.
6. **LICENSE RIGHTS APPLICABLE TO THE U.S. GOVERNMENT.** Licensor is providing commercial off-the-shelf Software developed at private expense and made available to the commercial market pursuant to Licensor's commercial license terms and conditions. By accepting delivery of, installing, or using the Software, the U.S. Government or its prime contractor or subcontractor (at any tier) hereby agrees that notwithstanding anything to the contrary, and to the maximum extent possible under federal law, Government's rights in the Software acquired in accordance with FAR Part 12 or DFAR 227.7202-4, including rights to use, modify, reproduce, release, perform, display or disclose the Software, will be

subject in all respects to the commercial license rights and restrictions provided in this Agreement and no other license terms shall be incorporated into this Agreement except by authorized mutual written consent.

- 7. ENTIRE AGREEMENT.** This Agreement in combination with the Software's associated license certificate(s) constitutes the entire agreement between you and Licensor with respect to the Software, and replaces all other agreements or representations, whether written or oral. The terms of this Agreement cannot be modified by any terms in any printed forms used by you in performing the Agreement, and can only be modified by express written consent of both parties, except that the following actions by you shall have the effect of modifying the Agreement: (i) you may accept a Licensor offer document (such as a quotation) containing offer-specific licensing terms; and/or (ii) you may accept new license terms containing specific language which supersedes this Agreement upon your deployment of an Upgrade or other such specified action. Failure by Licensor to enforce any provision of this Agreement will not be deemed a waiver of future enforcement of that or any other provision. If any part of this Agreement is held to be unenforceable as written, it will be enforced to the maximum extent allowed by applicable law, and will not affect the enforceability of any other part. The original of this Agreement is in English. If it is translated into another language, the English language version shall prevail.
- 8. LIMITED WARRANTY.** Your jurisdiction may not allow limitations on warranties or limitations on or exclusion of damages, in which case the relevant limitations set forth below may not apply to you.

LIMITED WARRANTY. For a period of ninety (90) days from the date Licensor first delivers the Software to you, Licensor warrants that (a) the unmodified Software will perform substantially in accordance with its included documentation when used as directed and (b) Licensor media and electronic delivery packages will be free of physical and electronic defects. Any implied warranties are limited to the 90-day period. This Limited Warranty is void if failure of the Software has resulted from modification, accident, abuse, or misapplication. This Limited Warranty does not apply to any Complimentary or Evaluation versions of the Software, which are provided "AS IS" with no warranty whatsoever.

YOUR EXCLUSIVE REMEDY. The entire liability of Licensor and its suppliers and your exclusive remedy arising from a breach of the limited warranty is, at Licensor's option, either repair or replacement of the nonconforming Software, or return of the price you paid for the nonconforming Software. To be entitled to this remedy you must return all nonconforming Software to Licensor, along with your proof of purchase, within the warranty period. Any replacement Software will be warranted for the remainder of the original warranty period or thirty (30) days, whichever is longer. Outside the United States, neither these remedies nor any product support services offered by Licensor are available without proof of your purchase from an authorized international source.

NO OTHER WARRANTIES. TO THE FULL EXTENT PERMITTED BY LAW, LICENSOR AND ITS SUPPLIERS DISCLAIM ALL OTHER WARRANTIES, WHETHER ORAL OR WRITTEN, EXPRESS OR IMPLIED, INCLUDING, BUT NOT LIMITED TO, IMPLIED WARRANTIES OF MERCHANTABILITY, FITNESS FOR A PARTICULAR PURPOSE, TITLE, AND NON-INFRINGEMENT, WITH REGARD TO THE SOFTWARE AND THE PROVISION OF OR FAILURE TO PROVIDE TECHNICAL SUPPORT.

LIMITATION OF LIABILITY. LICENSOR AND ITS SUPPLIERS WILL NOT BE LIABLE FOR ANY SPECIAL, INCIDENTAL, INDIRECT, OR CONSEQUENTIAL DAMAGES (INCLUDING, WITHOUT LIMITATION, DAMAGES FOR PERSONAL INJURY, LOSS OF BUSINESS PROFITS, BUSINESS INTERRUPTION, LOSS OF BUSINESS OR CONFIDENTIAL INFORMATION, LOSS OF PRIVACY, OR ANY OTHER PECUNIARY LOSS) ARISING OUT OF THE USE OF OR INABILITY TO USE THE SOFTWARE OR THE PROVISION OF OR FAILURE TO PROVIDE TECHNICAL SUPPORT, EVEN IF LICENSOR OR ITS SUPPLIERS HAVE BEEN ADVISED OF THE POSSIBILITY OF SUCH DAMAGES. IN ANY CASE, THE ENTIRE LIABILITY OF LICENSOR AND ITS SUPPLIERS UNDER THIS AGREEMENT AND LIMITED WARRANTY SHALL BE LIMITED TO THE AMOUNT ACTUALLY PAID BY YOU FOR THE SOFTWARE OR TECHNICAL SUPPORT THAT CAUSES THE DAMAGE.

PRODUCT USE RIGHTS APPENDIX

PRODUCT: Host Access Analyzer 1.3 ("HAA")

"Device" means an addressable entity, physical or virtual, including but not limited to server, PC, laptops, handheld device on which License Software components reside for interrogation and asset tracking.

“HAA User” means a specific individual designated by Licensee to be able to access and use the Licensed Software from any addressable entity, physical or virtual, including but not limited to server, PC, laptops, handheld device.

“Host” means a mainframe, UNIX server, AS/400, UNISYS, or TANDEM machine.

“Implementation” means an installation of the software on a single Server or installed on a cluster of Servers which work together as a single installation of the software.

“Instance” means each Implementation of the application installed on a Server.

“Named User” means a specific individual designated by Licensee who has access to a Device.

“Server” means any designated computer system on which an Instance or Instances of the Licensed Software is installed.

“Term License to Use or Term LTU” means a software license to use (LTU) which indicates in its license description that the license is valid for a specific period of time such as One Month (1M), One Year (1Y) etc. Term LTU’s are not perpetual licenses. Once the specified period of time expires, Licensee must uninstall all copies of the License Software and its components from its production and non-production systems.

- **CONTEXT AND DEFINITIONS:** The Software includes management, metering, security, and administrative tools for managing the deployment and operation of certain separately-licensed host-access functionality as used by end users operating Micro Focus products or competitive products (typically emulation products). You may install and use the Software only in support of such operation of such products that you have separately licensed from Micro Focus or others.

LICENSE TYPES:

- **NAMED USER LICENSE ONE YEAR LTU:** A named user license must be purchased for each HAA User. Licensee must monitor and control access by HAA Users to ensure that all access to the Licensed Software is restricted to persons designated as HAA Users. Licensee may only change a HAA User designation in association with changes in staffing and/or business operations that are intended to be permanent, and all Licensed Software access available to a specific individual previously designated as a HAA User will be effectively terminated.
- **CLIENT ACCESS LICENSE ONE YEAR LTU:** a Client Access License is required for each Device that (1) reports to the HAA Server for each (2) Named User that has access to such Device. An additional Client Access License is necessary for each Device that a Name User has the ability to access.

Installing HAA on Windows

Introduction

The Host Access Analyzer (HAA) installer for Windows is an `.msi` file.

The `.msi` file is used to install all HAA components:

- JAVA
- HAA Server
- HAA Portal
- RabbitMQ
- Traefik Proxy
- Elasticsearch
- Kibana
- PostgreSQL
- Identity and Access Management

When you run the file, the installation files for each component are extracted to a location you select.

Installation methods

There are two ways to install HAA Server:

msi installation When asked to run an msi installation, double-click the `.msi` file. This starts the installation wizard.

Batch installation When asked to run a batch install, double-click the batch file with default parameters. You can also use the command prompt to run the same batch file and supply arguments based on this manual.



Note: Ensure you close the command prompt window for each completed batch execution before proceeding to the next installation step.

Terminology

The following terminology is used in this guide:

Single machine When installing HAA on a single machine, the machine is referred to as *Manager*.

Three machines When installing HAA on three machines, the machines are referred to as:

- *Manager*
- *Node 1*
- *Node 2*

Prerequisites

Each machine requires a minimum of:

Hardware:

- 16 GB RAM
- 4 CPUs

Software:

- Windows Server 2016 or 2019

Open firewall ports

If you are not using Windows firewall, you must open the following ports:



Note: For single machine installation, all the ports should be open for the Manager node.

Manager node

Traefik port (default 443)
GRPC Port (default 6566)
RabbitMQ Ports (5672 & 15672)

Node 1

ElasticSearch Port (default 9200)
Kibana Port (default 5601)

Node 2

IAM Port (8081)
Portal port (8080)

Installing HAA Server

Enabling .NET 3.5



Note: For 3-node setup, install on all nodes.

1. Open Server Manager from : `start Server Manager`
2. Select **2 Add roles and features**.
3. Click **Next >** four times.
4. Check **.NET Framework 3.5 Features**.
5. Click **Next >**.
6. Click **Install**.
7. When installation is complete, close the window.

Installing Java



Note: For 3-node setup, install on all nodes.


In the JAVA folder, double-click the `Install_JAVA.bat` file.

The batch file installs JAVA on the machine.

There are no arguments for this file.

Close the command prompt window when execution completes.

Installing Elasticsearch

 **Note:** For 3-node setup, install on Node 1.

In the `Elasticsearch` folder, double-click the `Install_ES.bat` file.

The batch file installs Elasticsearch on the machine.

The following arguments can be configured:


- Folder** Sets the installation directory. Default is `Program Files`.
- Port** Sets the service listening port. Default is `9200`.

To configure these arguments, run the following from a command prompt:

```
Install_ES.bat [-Folder <folder>] [-Port <port>]
```

Close the command prompt window when execution completes.

Installing Kibana

 **Note:** For 3-node setup, install on Node 1.

In the `Kibana` folder, double-click the `Install_Kibana.bat` file.

The batch file installs Kibana on the machine.

The following arguments can be configured:


- Folder** Sets the installation directory. Default is `Program Files`.
- Port** Sets the service listening port. Default is `5601`.
- Elasticsearch** Sets the Elasticsearch endpoint (host:port). Default is `http://localhost:9200`.

To configure these arguments, run the following from a command prompt:


```
Install_Kibana.bat [-Folder <folder>] [-Port <port>] [-Elasticsearch  
<endpoint>]
```

Close the command prompt window when execution completes.

Installing RabbitMQ

 **Note:** For 3-node setup, install on the Manager node.

1. In the `RabbitMQ` folder, install the RabbitMQ prerequisite Erlang using the `otp-22.1-win64.exe` installer file. Use all installation defaults.

 **Note:** You might be prompted to install Visual studio 2013 redistributable package. If so, install it by clicking install on the machine.

2. Install RabbitMQ using the supplied `rabbitmq-server-3.7.20.exe` installer file. Use all installation defaults.
3. Double-click `Configure_RabbitMQ.bat`.

This configures RabbitMQ on the machine. No arguments are available for this file.

4. Close the command prompt window when execution completes.

Installing HAA Server



Note: For 3-node setup, run the installer twice: once on the Manager node and once on Node 2.

1. In the `Server` folder, double-click the `HAA Server-<ver>.msi` file.

Follow the instruction up to the **Settings** page.

2. Enter the ElasticSearch host you installed ElasticSearch on, and the port you used for the installation. Default ElasticSearch port is 9200.
3. Enter the RabbitMQ host you installed RabbitMQ on. Keep the default port 5672.
4. *For 3-node setup, perform this step only on the Manager node:*
Check **Producer Mode** and use 6566 as the default **GRPC Port**.
5. *For 3-node setup, perform this step only on Node 2:*
Check **Consumer Mode**.
6. *For single-node setup:*
Check **Producer Mode** and **Consumer Mode**.
7. Click **Next**, then **Install**.

8. During installation, the following message is displayed:

During installation the configuration file will be opened. You must edit the configuration file, then save and close the file to continue

Edit the configuration file and configure the settings for your enterprise.

9. Save the file and close it. Installation continues.
10. Click **Finish** to exit the setup wizard.

Installing PostgreSQL



Note: For 3-node setup, install on Node 2.

1. In the `Postgres` folder, double-click `Install_postgres.bat`.
2. When prompted for a password, enter:
`postgres`
3. Close the command prompt window when execution completes.

Installing Identity and Access Management



Note: For 3-node setup, install on Node 2.

1. In the `IAM` folder, run the following file:

```
Install_Iam.bat [-Folder <folder>]
```

where:

`<folder>` specifies the installation folder. Default is `C:\IAM`.

During installation you might be prompted to press any key to continue.

2. After installation is complete, close the command prompt window.

3. Open a browser window on the node and navigate to:

`http://localhost:8081`

4. Click **Continue**.

5. Enter the following credentials:

User: admin

Password: admin

For user integration with LDAP and manual user configuration, see the *Installing Identity and Access Management* guide.

Installing the HAA Portal



Note: For 3-node setup, install on Node 2.

1. To install the server, run the `HAA Portal-<ver>.msi` file in the `Portal` folder.

Follow The instruction up to the **Settings** page.

2. In the **Proxy** frame, type the Manager node IP. Use 443 for the port.
3. In the **Elasticsearch host** field, type the IP address of the Node 1 machine. Type the Elasticsearch port number in the **port** field.
4. Keep the **Port Field** as 8080.
5. Click **Next**, then **Install**.
6. Click **Finish** to exit the setup wizard.

Installing Traefik Proxy



Note: For 3-node setup, install on the Manager node.

In the `Traefik` folder, locate the `env.properties` file. Use your preferred text editor to edit the file.

```
#Set the host and port of the server where Kibana is installed.
#Example : host:5601
KIBANA_HOST_PORT=
#Set the host and port of the server where Identity Access Manager is
installed
IAM_HOST_PORT=
#Set the host and port of the server where HAA Portal is installed
PORTAL_HOST_PORT=
#Set the public host and port of the server where HAA PRODUCER server is
installed
#Default port is 6566
HAA_PRODUCER_SERVER_HOST_PORT=
CERT_FILE=.\cert\haa.crt
KEY_FILE=.\cert\haa.key
```

1. After `KIBANA_HOST_PORT=`

add:

```
<Manager_Node_DNS_for_single_node_or_node_1_DNS_for_3_node_setup>:<kibana_po
rt>
```

Default Kibana port is 5601.

2. After `IAM_HOST_PORT=`

add:

```
<Manager_Node_DNS_for_single_node_or_node_2_DNS_for_3_node_setup>:<iam_port>
```

Default IAM port is 8081.

3. After `PORTAL_HOST_PORT=`

add:

```
<Manager_Node_DNS_for_single_node_or_node_2_DNS_for_3_node_setup>:<portal_port>
```

Default HAA Portal port is 8080.

4. After `HAA_PRODUCER_SERVER_HOST_PORT=`

add:

```
<Manager_Node_DNS>:<server_producer_port>
```

- Optional: HAA comes with a default self-signed certificate and private key file (`haa.crt` and `haa.key` respectively). If you want to use your own certificate, you must provide the appropriate paths to both files before running the `Install_Traefik.bat` file.
- Save the changes and close the editor.
- Install Traefik using the `Install_Traefik.bat` file.
- Close the command prompt window when execution completes.

Accessing the server

Configuring the client

Use the Manager node IP address with port 6656.

Accessing the portal

Enter the following into a browser:

```
https://<Manager_Node_IP>
```

Contacting Micro Focus

Our Web site gives up-to-date details of contact numbers and addresses.

Further information and product support

Additional technical information or advice is available from several sources.

The product support pages contain a considerable amount of additional information, such as:

- The *Product Updates* section of the Micro Focus Customer Care Web site, where you can download fixes and documentation updates.
- The *Examples and Utilities* section of the Micro Focus Customer Care Web site, including demos and additional product documentation.
- The *Support Resources* section of the Micro Focus Customer Care Web site, that includes troubleshooting guides and information about how to raise an incident.

To connect, enter <https://www.microfocus.com/en-us/support> in your browser.



Note: Some information may be available only to customers who have maintenance agreements.

If you obtained this product directly from Micro Focus, contact us as described on the Micro Focus Web site, www.microfocus.com. If you obtained the product from another source, such as an authorized distributor, contact them for help first. If they are unable to help, contact us.

Also, visit:

- The Micro Focus Community Web site, where you can browse the Knowledge Base, read articles and blogs, find demonstration programs and examples, and discuss this product with other users and Micro Focus specialists.
- The Micro Focus YouTube channel for videos related to your product. .

Information we need

However you contact us, please try to include the information below, if you have it. The more information you can give, the better Micro Focus Customer Support can help you. But if you don't know all the answers, or you think some are irrelevant to your problem, please give whatever information you have.

- The name and version number of all products that you think might be causing a problem.
- Your computer make and model.
- Your operating system version number and details of any networking software you are using.
- The amount of memory in your computer.
- The relevant page reference or section in the documentation.
- Your serial number. To find out this number, look in the subject line and body of your Electronic Product Delivery Notice email that you received from Micro Focus.

Contact information

Our Web site gives up-to-date details of contact numbers and addresses.

Additional technical information or advice is available from several sources.

The product support pages contain considerable additional information, including the *Product Updates* section of the Micro Focus Customer Care Web site, where you can download fixes and documentation updates. Go to [Micro Focus Product Updates](#).

To connect, enter <https://www.microfocus.com/en-us/home/> in your browser to go to the Micro Focus home page, then click **Support & Services > Support**. Type or select the product you require from the product selection dropdown, and then click **Support Login**.

If you are a Micro Focus Customer Care customer, please see the *Welcome to Customer Care* document that includes information about downloading and licensing your product, contacting Customer Care, and about reporting an incident. You can download it from our Web site. Support from Micro Focus may be available only to customers who have maintenance agreements.

MICRO FOCUS END USER LICENSE AGREEMENT

Host Access Analyzer 1.3

IMPORTANT -- READ CAREFULLY:

This End User License Agreement ("Agreement") is a legal agreement between you (an entity or a person) and Attachmate Corporation, a Micro Focus Company ("Licensor") with respect to the software, together with its included documentation, that you are receiving, accessing or installing, and that constitutes a whole or partial copy of a product named above (the "Software"). Unless you have entered into a separate license agreement with Licensor, you accept and agree to be bound by this Agreement by (i) selecting the "accept" or "yes" option when an on-line process prompts you to accept this Agreement, or (ii) by installing, copying, downloading, accessing or otherwise using the Software. If you do not agree to the terms of this Agreement, Licensor is unwilling to license the Software to you. In such event: (i) you may not install,

access or copy the Software, and you should promptly destroy any whole or partial copies of the Software in your possession; and (ii) you may receive a full refund by contacting your Software vendor within 30 days from your date of purchase to obtain instructions for return.

The Software is protected by copyright laws and international copyright treaties, as well as other intellectual property laws and treaties. The Software is licensed, not sold. Unless you have acquired the Software from Licensor or Licensor's agent on an evaluation basis, any license granted by this Agreement relies on your license certificate(s) from Licensor, or your single-copy purchase documentation, identifying the software product and version, license type, unit count, and licensed person or entity. No rights are conveyed to you by your mere possession of a copy of this Agreement, the Software, or any access codes or keys enabling the Software. Any third-party software that is provided with the Software and that is associated with a separate license agreement is licensed to you under the terms of that license agreement ("Third Party Terms"), as referenced from the "General Information" section at the foot of this Agreement.

SOFTWARE LICENSE

1. LICENSE GRANT. Subject to (i) acceptance of and compliance with this Agreement and (ii) timely payment of all required payments, Licensor and its suppliers grant you a non-exclusive, non-transferable license to use the Software for internal business purposes in accordance with the applicable product use rights ("Product Use Rights") as set forth in the Product Use Rights Appendix which is attached to this Agreement and incorporated by this reference. This license is subject to the following terms as applicable:

A. COMPLIMENTARY AND TIME-LIMITED EVALUATION SOFTWARE. If the Software is provided to you as a "Complimentary" or "Comp" copy, then you may use a single copy of the Software for demonstration, test, or evaluation purposes only. If the Software is provided to you as an "Evaluation" copy, then you may install and use a reasonable number of copies of the Software for the Evaluation Period only, solely for evaluation and test purposes and not for production use. The "Evaluation Period" extends from your first installation of the Software to the earlier of (i) the date when the Evaluation version automatically ceases to function, or (ii) one hundred twenty (120) days after your first installation. At the end of the Evaluation Period, your license to the Evaluation Software is automatically terminated, and you must destroy all copies and partial copies of the Evaluation Software. Any data migrated or extracted from production data sources, or any software created, through your use of Complimentary or Evaluation software, may be used only for the limited purposes set forth in this subparagraph A, and must be destroyed upon termination of your Complimentary or Evaluation license.

B. MAINTENANCE-ENTITLEMENT UPGRADE. If you received the Software as an entitlement under a Licensor support or maintenance program with regard to software previously licensed to you ("Prior Software"), then this paragraph applies to you. You may use the Software to replace your licensed unit count of the Prior Software on a one-for-one basis, such that the total number of Software and Prior Software units does not exceed the authorized licensed unit count for the Prior Software. Upon your first such replacement of Prior Software, this Agreement shall govern any surviving units of Prior Software for as long as such units survive, except that the product use rights terms of the original Prior Software license shall override the corresponding Product Use Rights terms of this Agreement. If you are not yet ready to deploy the Software, you may retain a copy of it for future use in accordance with the terms of this Agreement.

C. OTHER UPGRADES OR REPLACEMENTS. If your license certificate characterizes the Software as an upgrade or migration from or competitive trade-in of other software previously licensed to you ("Subject Software"), then this paragraph applies to you. You must comply with any special instructions accompanying your license transaction for the Software, and you must destroy the Subject Software when you deploy the Software unless such accompanying instructions direct otherwise.

D. VERSION RIGHTS AND AUTHORIZED ALTERNATIVES. This Agreement is specific to the Software (by product and version) that it accompanies, and you may not re-allocate your Software licensed unit count to another product or version except under express written permission from Licensor. Unless such permissions are granted in the Product Use Rights Appendix, they must be obtained via a separate written "Authorized Alternatives" agreement, which Licensor may elect to publish at www.attachmate.com/info/alternatives or may otherwise make available to you.

E. LIMITED USE RESTRICTIONS. If you acquired the Software subject to limited-use restrictions (e.g., limited use of certain functionality or options) established in separate documentation between you and Licensor, or if you acquired the Software as a modification to or replacement of prior software which is so restricted, then (i) notwithstanding any terms to the contrary in the Product Use Rights Appendix, you may only install, access or use the Software in such limited manner and (ii) in interpreting the Product Use Rights Appendix, you must apply the restrictions in the broadest possible manner.

2. OTHER RIGHTS AND LIMITATIONS. Except as otherwise expressly provided in this Agreement or the applicable Product Use Rights, the following rights and limitations apply:

A. RESERVATION OF RIGHTS. Licensor reserves all rights not expressly granted under this Agreement.

B. LIMITATIONS ON REVERSE ENGINEERING, DECOMPILATION, DISASSEMBLY, AND CIRCUMVENTION. The Software and its structure, sequence and organization are valuable trade secrets belonging to Licensor and its suppliers, and you agree to hold such trade secrets in confidence. You may not reverse engineer, decrypt, decompile, or disassemble the Software, or otherwise attempt to derive a source code form of the Software, whether in whole or in part, or circumvent any of the protections of the Software, except and only to the extent that such activity is required to be permitted by applicable law, and in such case only after first providing Licensor reasonable written notice and the opportunity to assist with and/or conduct such activity on your behalf. Any source code that you do legitimately discover may be used solely for the purpose of enabling your exercise of the rights granted to you under this Agreement.

C. COPIES. You may not copy the Software, or any portion thereof, except as allowed by the applicable Product Use Rights and except to make one copy for institutional backup or archival purposes. Any such backup or archival copy must not be installed except as part of a recovery event. You must include all copyright notices and other proprietary rights legends on each copy of the Software.

D. SEPARATION OF COMPONENTS. Regardless of whether the Software is delivered to you as one integrated package, or as a collection of modules and components, it is licensed as a single product, whose component parts (i) may not, under a single licensed unit, be separated for installation or use on more than one computer, except in accordance with the applicable Product Use Rights and the Software documentation and (ii) may not be operated in a manner that exposes the component functionalities for general-purpose use beyond the scope of the Software as represented in the Software documentation.

E. RENTAL AND HOSTING. You may not rent, lease, sell, sublicense or lend the Software. You may not use the Software to provide commercial hosting services.

F. TRANSFER. You may not transfer the Software or assign your rights or obligations under this Agreement (including an assignment or any other transfer by operation of law) to any person or entity without the prior written consent of Licensor.

G. PERFORMANCE DISCLOSURE. You shall not disclose the results of any performance, functionality or other evaluation or benchmarking of the Software to any third party without Licensor's prior written consent.

H. LANGUAGE VERSIONS. If the Software as provided to you includes more than one language version of the same software product, you may use any of the language versions, and each deployment of any language version will consume a licensed unit.

I. NOTE ON JAVA SUPPORT. If the Software product you acquired contains programs written in Java, you acknowledge that the Software is not designed or licensed for use in on-line control equipment in hazardous environments, such as operation of nuclear facilities, aircraft navigation or control, or direct life-support machines. You warrant that you will not use the Software for such purposes.

J. UPDATES, UPGRADES AND MAINTENANCE

(i) An "Update" is supplemental code (sometimes referred to as a patch, fix, modification, enhancement, or service pack) that addresses one or more specific issues in the Software; it is considered part of the Software and is subject to the terms and conditions of this Agreement unless

accompanied by its own terms. You may use an Update only if Licensor has authorized you to do so and only for your licensed copies of the Software for which the authorization was given.

(ii) An "Upgrade" is a successor release to the Software, generally represented by a change in the product version number (e.g., from x.x to x.y or to y.y) and intended to replace the Software. In order to obtain license to an Upgrade, you must purchase such Upgrade for all licensed copies of the product or be entitled to the Upgrade by having a current maintenance plan with Licensor for all licensed copies of the product. An Upgrade is governed by the software license agreement that accompanies it.

(iii) Except as provided under either the Limited Warranty remedies set forth below or a Licensor product offering that you separately purchase, Licensor is under no obligation to provide Upgrades, Updates, or maintenance or support services to you. Should Licensor offer maintenance plan subscriptions and/or Upgrade licenses for the Software, Licensor is entitled to require that maintenance plan and Upgrade purchases must include all licensed units of a product. Maintenance plan subscriptions, if offered, shall be payable in advance for the period of coverage and shall be non-refundable.

3. **TERMINATION.** If you breach any term of this Agreement, Licensor may terminate this Agreement without waiving any other Licensor rights or remedies. If Licensor terminates this Agreement, you must destroy all copies of the Software and, on request of Licensor, certify destruction. If you breach the terms of this Agreement such that Licensor may have no adequate remedy in money or damages, Licensor may immediately seek an injunction against such breach without waiving any other Licensor rights or remedies.
4. **VERIFICATION.** Licensor has the right to verify your compliance with this Agreement. You agree to:
 - A. Implement internal safeguards to prevent any unauthorized copying, distribution, installation, use of, or access to, the Software;
 - B. Keep records sufficient to certify your compliance with this Agreement (including any Product Use Rights Appendix, if any), and, upon request of Licensor, provide and certify metrics and/or reports based upon such records and account for both numbers of copies (by product and version) and network architectures as they may reasonably relate to your licensing and deployment of the Software; and
 - C. Allow a Licensor representative or an independent auditor ("Auditor") to inspect and audit your or your contractor's, computers and records, during your normal business hours, for compliance with the licensing terms for Licensor's software products. Upon Licensor's and Auditor's presentation of their signed written confidentiality statement form to safeguard your confidential information, you shall fully cooperate with such audit and provide any necessary assistance and access to records and computers. If an audit reveals that you have or at any time have had unlicensed installation, use of, or access to the Software, you will within 30 days, purchase sufficient licenses and associated maintenance to cover the volume and time period of any shortfall without benefit of any otherwise applicable discount. If a material license shortfall of 5% or more is found, you must reimburse Licensor for the costs incurred in the audit.
5. **EXPORT.** You are responsible for complying with all trade regulations and laws both foreign and domestic. You acknowledge that this Software may only be exported or re-exported in accordance with U.S. Government Export Administration Regulations. Without authorization from the U.S. Government, you may not export or re-export the Software (i) to any prohibited country, person, entity, or end-user as specified by U.S. export controls or (ii) for use in the design, development or production of nuclear, chemical, or biological weapons, or missile technology, or any other prohibited use. You warrant and represent that neither the Bureau of Industry and Security of the U.S. Commerce Department nor any other U.S. Government entity or agency has suspended, revoked or denied, in whole or in part, your export privileges. For current information on U.S. export requirements and restrictions visit www.bis.doc.gov/.
6. **LICENSE RIGHTS APPLICABLE TO THE U.S. GOVERNMENT.** Licensor is providing commercial off-the-shelf Software developed at private expense and made available to the commercial market pursuant to Licensor's commercial license terms and conditions. By accepting delivery of, installing, or using the Software, the U.S. Government or its prime contractor or subcontractor (at any tier) hereby agrees that notwithstanding anything to the contrary, and to the maximum extent possible under federal law, Government's rights in the Software acquired in accordance with FAR Part 12 or DFAR 227.7202-4, including rights to use, modify, reproduce, release, perform, display or disclose the Software, will be

subject in all respects to the commercial license rights and restrictions provided in this Agreement and no other license terms shall be incorporated into this Agreement except by authorized mutual written consent.

7. ENTIRE AGREEMENT. This Agreement in combination with the Software's associated license certificate(s) constitutes the entire agreement between you and Licensor with respect to the Software, and replaces all other agreements or representations, whether written or oral. The terms of this Agreement cannot be modified by any terms in any printed forms used by you in performing the Agreement, and can only be modified by express written consent of both parties, except that the following actions by you shall have the effect of modifying the Agreement: (i) you may accept a Licensor offer document (such as a quotation) containing offer-specific licensing terms; and/or (ii) you may accept new license terms containing specific language which supersedes this Agreement upon your deployment of an Upgrade or other such specified action. Failure by Licensor to enforce any provision of this Agreement will not be deemed a waiver of future enforcement of that or any other provision. If any part of this Agreement is held to be unenforceable as written, it will be enforced to the maximum extent allowed by applicable law, and will not affect the enforceability of any other part. The original of this Agreement is in English. If it is translated into another language, the English language version shall prevail.

8. LIMITED WARRANTY. Your jurisdiction may not allow limitations on warranties or limitations on or exclusion of damages, in which case the relevant limitations set forth below may not apply to you.

LIMITED WARRANTY. For a period of ninety (90) days from the date Licensor first delivers the Software to you, Licensor warrants that (a) the unmodified Software will perform substantially in accordance with its included documentation when used as directed and (b) Licensor media and electronic delivery packages will be free of physical and electronic defects. Any implied warranties are limited to the 90-day period. This Limited Warranty is void if failure of the Software has resulted from modification, accident, abuse, or misapplication. This Limited Warranty does not apply to any Complimentary or Evaluation versions of the Software, which are provided "AS IS" with no warranty whatsoever.

YOUR EXCLUSIVE REMEDY. The entire liability of Licensor and its suppliers and your exclusive remedy arising from a breach of the limited warranty is, at Licensor's option, either repair or replacement of the nonconforming Software, or return of the price you paid for the nonconforming Software. To be entitled to this remedy you must return all nonconforming Software to Licensor, along with your proof of purchase, within the warranty period. Any replacement Software will be warranted for the remainder of the original warranty period or thirty (30) days, whichever is longer. Outside the United States, neither these remedies nor any product support services offered by Licensor are available without proof of your purchase from an authorized international source.

NO OTHER WARRANTIES. TO THE FULL EXTENT PERMITTED BY LAW, LICENSOR AND ITS SUPPLIERS DISCLAIM ALL OTHER WARRANTIES, WHETHER ORAL OR WRITTEN, EXPRESS OR IMPLIED, INCLUDING, BUT NOT LIMITED TO, IMPLIED WARRANTIES OF MERCHANTABILITY, FITNESS FOR A PARTICULAR PURPOSE, TITLE, AND NON-INFRINGEMENT, WITH REGARD TO THE SOFTWARE AND THE PROVISION OF OR FAILURE TO PROVIDE TECHNICAL SUPPORT.

LIMITATION OF LIABILITY. LICENSOR AND ITS SUPPLIERS WILL NOT BE LIABLE FOR ANY SPECIAL, INCIDENTAL, INDIRECT, OR CONSEQUENTIAL DAMAGES (INCLUDING, WITHOUT LIMITATION, DAMAGES FOR PERSONAL INJURY, LOSS OF BUSINESS PROFITS, BUSINESS INTERRUPTION, LOSS OF BUSINESS OR CONFIDENTIAL INFORMATION, LOSS OF PRIVACY, OR ANY OTHER PECUNIARY LOSS) ARISING OUT OF THE USE OF OR INABILITY TO USE THE SOFTWARE OR THE PROVISION OF OR FAILURE TO PROVIDE TECHNICAL SUPPORT, EVEN IF LICENSOR OR ITS SUPPLIERS HAVE BEEN ADVISED OF THE POSSIBILITY OF SUCH DAMAGES. IN ANY CASE, THE ENTIRE LIABILITY OF LICENSOR AND ITS SUPPLIERS UNDER THIS AGREEMENT AND LIMITED WARRANTY SHALL BE LIMITED TO THE AMOUNT ACTUALLY PAID BY YOU FOR THE SOFTWARE OR TECHNICAL SUPPORT THAT CAUSES THE DAMAGE.

PRODUCT USE RIGHTS APPENDIX

PRODUCT: Host Access Analyzer 1.3 ("HAA")

"Device" means an addressable entity, physical or virtual, including but not limited to server, PC, laptops, handheld device on which License Software components reside for interrogation and asset tracking.

“HAA User” means a specific individual designated by Licensee to be able to access and use the Licensed Software from any addressable entity, physical or virtual, including but not limited to server, PC, laptops, handheld device.

“Host” means a mainframe, UNIX server, AS/400, UNISYS, or TANDEM machine.

“Implementation” means an installation of the software on a single Server or installed on a cluster of Servers which work together as a single installation of the software.

“Instance” means each Implementation of the application installed on a Server.

“Named User” means a specific individual designated by Licensee who has access to a Device.

“Server” means any designated computer system on which an Instance or Instances of the Licensed Software is installed.

“Term License to Use or Term LTU” means a software license to use (LTU) which indicates in its license description that the license is valid for a specific period of time such as One Month (1M), One Year (1Y) etc. Term LTU’s are not perpetual licenses. Once the specified period of time expires, Licensee must uninstall all copies of the License Software and its components from its production and non-production systems.

- **CONTEXT AND DEFINITIONS:** The Software includes management, metering, security, and administrative tools for managing the deployment and operation of certain separately-licensed host-access functionality as used by end users operating Micro Focus products or competitive products (typically emulation products). You may install and use the Software only in support of such operation of such products that you have separately licensed from Micro Focus or others.

LICENSE TYPES:

- **NAMED USER LICENSE ONE YEAR LTU:** A named user license must be purchased for each HAA User. Licensee must monitor and control access by HAA Users to ensure that all access to the Licensed Software is restricted to persons designated as HAA Users. Licensee may only change a HAA User designation in association with changes in staffing and/or business operations that are intended to be permanent, and all Licensed Software access available to a specific individual previously designated as a HAA User will be effectively terminated.
- **CLIENT ACCESS LICENSE ONE YEAR LTU:** a Client Access License is required for each Device that (1) reports to the HAA Server for each (2) Named User that has access to such Device. An additional Client Access License is necessary for each Device that a Name User has the ability to access.

Configuring Identity and Access Management

Opening the Identity and Access Management console

Enter the following URL in your browser:

```
https://<manager-host-name>[:<User_Defined_SSL_PORT>]/auth>
```

User: admin

Password: admin

Change these defaults after you first log in.

LDAP configuration

1. Open the **Identity and Access Management** console.
2. On the **Realm Settings** page, verify that the **haa** realm is selected from the top left drop-down.
3. Click **Clients** and verify that **haa-portal** appears in the list.
4. Click **User Federation**. On the **Settings** page:
 - a) Add a **User Federation** provider of type **ldap**.
 - b) For **Vendor**, select **Active Directory**.
 - c) Populate the required fields with information provided by your system administrator.
5. To use the domain user name in portal authentication, replace the value **cn** with **sAMAccountName** in the following fields:

Username LDAP attribute

RDN LDAP attribute

6. Click **Save**.
7. To see the user avatar in the HAA portal:
 - a) Select **User Federation > ldap > LDAP Mappers**.
 - b) Click **Create**.
 - c) In the **Name** field, type **picture**.
 - d) From the **Mapper Type** drop-down list, select **user-attribute-ldap-mapper**.
 - e) Click **Save**.
 - f) Select **picture**. The **Picture** window appears.
 - g) Complete the fields in the **Picture** window.



Notes:

- The **User Model Attribute** field picture must be **picture**.
- The default Active Directory attribute name that holds the user picture is **thumbnailPhoto**. If you have custom settings, or using a different LDAP server, you must provide the attribute name for thumbnail picture.
- Ensure the following attributes are toggled **ON**:

Read Only
Always Read Value from LDAP
Is Binary Attribute

- h) Click **Save**.
- 8. Click **Settings**.
- 9. Click **Synchronise all users** to import all Active Directory users into Identity and Access Management.

Manual user configuration

1. From the left menu select **Users**.
2. Click **Add user**.
3. Type **user** for **User Name** and click **Save**.
4. Navigate to the **Credentials** page.
5. Type **user123** in the **New Password** and **Password Confirmation** fields.
6. Toggle **Temporary** to **OFF**.
7. Click **Reset Password**.
8. Select **Change Password** from the pop-up menu.

Contacting Micro Focus

Our Web site gives up-to-date details of contact numbers and addresses.

Further information and product support

Additional technical information or advice is available from several sources.

The product support pages contain a considerable amount of additional information, such as:

- The *Product Updates* section of the Micro Focus Customer Care Web site, where you can download fixes and documentation updates.
- The *Examples and Utilities* section of the Micro Focus Customer Care Web site, including demos and additional product documentation.
- The *Support Resources* section of the Micro Focus Customer Care Web site, that includes troubleshooting guides and information about how to raise an incident.

To connect, enter <https://www.microfocus.com/en-us/support> in your browser.



Note: Some information may be available only to customers who have maintenance agreements.

If you obtained this product directly from Micro Focus, contact us as described on the Micro Focus Web site, www.microfocus.com. If you obtained the product from another source, such as an authorized distributor, contact them for help first. If they are unable to help, contact us.

Also, visit:

- The Micro Focus Community Web site, where you can browse the Knowledge Base, read articles and blogs, find demonstration programs and examples, and discuss this product with other users and Micro Focus specialists.
- The Micro Focus YouTube channel for videos related to your product. .

Information we need

However you contact us, please try to include the information below, if you have it. The more information you can give, the better Micro Focus Customer Support can help you. But if you don't know all the answers, or you think some are irrelevant to your problem, please give whatever information you have.

- The name and version number of all products that you think might be causing a problem.
- Your computer make and model.
- Your operating system version number and details of any networking software you are using.
- The amount of memory in your computer.
- The relevant page reference or section in the documentation.
- Your serial number. To find out this number, look in the subject line and body of your Electronic Product Delivery Notice email that you received from Micro Focus.

Contact information

Our Web site gives up-to-date details of contact numbers and addresses.

Additional technical information or advice is available from several sources.

The product support pages contain considerable additional information, including the *Product Updates* section of the Micro Focus Customer Care Web site, where you can download fixes and documentation updates. Go to [Micro Focus Product Updates](#).

To connect, enter <https://www.microfocus.com/en-us/home/> in your browser to go to the Micro Focus home page, then click **Support & Services > Support**. Type or select the product you require from the product selection dropdown, and then click **Support Login**.

If you are a Micro Focus Customer Care customer, please see the *Welcome to Customer Care* document that includes information about downloading and licensing your product, contacting Customer Care, and about reporting an incident. You can download it from our Web site. Support from Micro Focus may be available only to customers who have maintenance agreements.

MICRO FOCUS END USER LICENSE AGREEMENT

Host Access Analyzer 1.3

IMPORTANT -- READ CAREFULLY:

This End User License Agreement ("Agreement") is a legal agreement between you (an entity or a person) and Attachmate Corporation, a Micro Focus Company ("Licensor") with respect to the software, together with its included documentation, that you are receiving, accessing or installing, and that constitutes a whole or partial copy of a product named above (the "Software"). Unless you have entered into a separate license agreement with Licensor, you accept and agree to be bound by this Agreement by (i) selecting the "accept" or "yes" option when an on-line process prompts you to accept this Agreement, or (ii) by installing, copying, downloading, accessing or otherwise using the Software. If you do not agree to the terms of this Agreement, Licensor is unwilling to license the Software to you. In such event: (i) you may not install, access or copy the Software, and you should promptly destroy any whole or partial copies of the Software in your possession; and (ii) you may receive a full refund by contacting your Software vendor within 30 days from your date of purchase to obtain instructions for return.

The Software is protected by copyright laws and international copyright treaties, as well as other intellectual property laws and treaties. The Software is licensed, not sold. Unless you have acquired the Software from Licensor or Licensor's agent on an evaluation basis, any license granted by this Agreement relies on your license certificate(s) from Licensor, or your single-copy purchase documentation, identifying the software product and version, license type, unit count, and licensed person or entity. No rights are conveyed to you by your mere possession of a copy of this Agreement, the Software, or any access codes or keys enabling the Software. Any third-party software that is provided with the Software and that is associated with a separate license agreement is licensed to you under the terms of that license agreement ("Third Party Terms"), as referenced from the "General Information" section at the foot of this Agreement.

SOFTWARE LICENSE

1. LICENSE GRANT. Subject to (i) acceptance of and compliance with this Agreement and (ii) timely payment of all required payments, Licensor and its suppliers grant you a non-exclusive, non-transferable license to use the Software for internal business purposes in accordance with the applicable product use rights ("Product Use Rights") as set forth in the Product Use Rights Appendix which is attached to this Agreement and incorporated by this reference. This license is subject to the following terms as applicable:

A. COMPLIMENTARY AND TIME-LIMITED EVALUATION SOFTWARE. If the Software is provided to you as a "Complimentary" or "Comp" copy, then you may use a single copy of the Software for demonstration, test, or evaluation purposes only. If the Software is provided to you as an "Evaluation" copy, then you may install and use a reasonable number of copies of the Software for the Evaluation Period only, solely for evaluation and test purposes and not for production use. The "Evaluation Period" extends from your first installation of the Software to the earlier of (i) the date when the Evaluation version automatically ceases to function, or (ii) one hundred twenty (120) days after your first installation. At the end of the Evaluation Period, your license to the Evaluation Software is automatically terminated, and you must destroy all copies and partial copies of the Evaluation Software. Any data migrated or extracted from production data sources, or any software created, through your use of Complimentary or Evaluation software, may be used only for the limited purposes set forth in this subparagraph A, and must be destroyed upon termination of your Complimentary or Evaluation license.

B. MAINTENANCE-ENTITLEMENT UPGRADE. If you received the Software as an entitlement under a Licensor support or maintenance program with regard to software previously licensed to you ("Prior Software"), then this paragraph applies to you. You may use the Software to replace your licensed unit count of the Prior Software on a one-for-one basis, such that the total number of Software and Prior

Software units does not exceed the authorized licensed unit count for the Prior Software. Upon your first such replacement of Prior Software, this Agreement shall govern any surviving units of Prior Software for as long as such units survive, except that the product use rights terms of the original Prior Software license shall override the corresponding Product Use Rights terms of this Agreement. If you are not yet ready to deploy the Software, you may retain a copy of it for future use in accordance with the terms of this Agreement.

C. OTHER UPGRADES OR REPLACEMENTS. If your license certificate characterizes the Software as an upgrade or migration from or competitive trade-in of other software previously licensed to you ("Subject Software"), then this paragraph applies to you. You must comply with any special instructions accompanying your license transaction for the Software, and you must destroy the Subject Software when you deploy the Software unless such accompanying instructions direct otherwise.

D. VERSION RIGHTS AND AUTHORIZED ALTERNATIVES. This Agreement is specific to the Software (by product and version) that it accompanies, and you may not re-allocate your Software licensed unit count to another product or version except under express written permission from Licensor. Unless such permissions are granted in the Product Use Rights Appendix, they must be obtained via a separate written "Authorized Alternatives" agreement, which Licensor may elect to publish at www.attachmate.com/info/alternatives or may otherwise make available to you.

E. LIMITED USE RESTRICTIONS. If you acquired the Software subject to limited-use restrictions (e.g., limited use of certain functionality or options) established in separate documentation between you and Licensor, or if you acquired the Software as a modification to or replacement of prior software which is so restricted, then (i) notwithstanding any terms to the contrary in the Product Use Rights Appendix, you may only install, access or use the Software in such limited manner and (ii) in interpreting the Product Use Rights Appendix, you must apply the restrictions in the broadest possible manner.

2. OTHER RIGHTS AND LIMITATIONS. Except as otherwise expressly provided in this Agreement or the applicable Product Use Rights, the following rights and limitations apply:

A. RESERVATION OF RIGHTS. Licensor reserves all rights not expressly granted under this Agreement.

B. LIMITATIONS ON REVERSE ENGINEERING, DECOMPILATION, DISASSEMBLY, AND CIRCUMVENTION. The Software and its structure, sequence and organization are valuable trade secrets belonging to Licensor and its suppliers, and you agree to hold such trade secrets in confidence. You may not reverse engineer, decrypt, decompile, or disassemble the Software, or otherwise attempt to derive a source code form of the Software, whether in whole or in part, or circumvent any of the protections of the Software, except and only to the extent that such activity is required to be permitted by applicable law, and in such case only after first providing Licensor reasonable written notice and the opportunity to assist with and/or conduct such activity on your behalf. Any source code that you do legitimately discover may be used solely for the purpose of enabling your exercise of the rights granted to you under this Agreement.

C. COPIES. You may not copy the Software, or any portion thereof, except as allowed by the applicable Product Use Rights and except to make one copy for institutional backup or archival purposes. Any such backup or archival copy must not be installed except as part of a recovery event. You must include all copyright notices and other proprietary rights legends on each copy of the Software.

D. SEPARATION OF COMPONENTS. Regardless of whether the Software is delivered to you as one integrated package, or as a collection of modules and components, it is licensed as a single product, whose component parts (i) may not, under a single licensed unit, be separated for installation or use on more than one computer, except in accordance with the applicable Product Use Rights and the Software documentation and (ii) may not be operated in a manner that exposes the component functionalities for general-purpose use beyond the scope of the Software as represented in the Software documentation.

E. RENTAL AND HOSTING. You may not rent, lease, sell, sublicense or lend the Software. You may not use the Software to provide commercial hosting services.

F. TRANSFER. You may not transfer the Software or assign your rights or obligations under this Agreement (including an assignment or any other transfer by operation of law) to any person or entity without the prior written consent of Licensor.

G. PERFORMANCE DISCLOSURE. You shall not disclose the results of any performance, functionality or other evaluation or benchmarking of the Software to any third party without Licensor's prior written consent.

H. LANGUAGE VERSIONS. If the Software as provided to you includes more than one language version of the same software product, you may use any of the language versions, and each deployment of any language version will consume a licensed unit.

I. NOTE ON JAVA SUPPORT. If the Software product you acquired contains programs written in Java, you acknowledge that the Software is not designed or licensed for use in on-line control equipment in hazardous environments, such as operation of nuclear facilities, aircraft navigation or control, or direct life-support machines. You warrant that you will not use the Software for such purposes.

J. UPDATES, UPGRADES AND MAINTENANCE

(i) An "Update" is supplemental code (sometimes referred to as a patch, fix, modification, enhancement, or service pack) that addresses one or more specific issues in the Software; it is considered part of the Software and is subject to the terms and conditions of this Agreement unless accompanied by its own terms. You may use an Update only if Licensor has authorized you to do so and only for your licensed copies of the Software for which the authorization was given.

(ii) An "Upgrade" is a successor release to the Software, generally represented by a change in the product version number (e.g., from x.x to x.y or to y.y) and intended to replace the Software. In order to obtain license to an Upgrade, you must purchase such Upgrade for all licensed copies of the product or be entitled to the Upgrade by having a current maintenance plan with Licensor for all licensed copies of the product. An Upgrade is governed by the software license agreement that accompanies it.

(iii) Except as provided under either the Limited Warranty remedies set forth below or a Licensor product offering that you separately purchase, Licensor is under no obligation to provide Upgrades, Updates, or maintenance or support services to you. Should Licensor offer maintenance plan subscriptions and/or Upgrade licenses for the Software, Licensor is entitled to require that maintenance plan and Upgrade purchases must include all licensed units of a product. Maintenance plan subscriptions, if offered, shall be payable in advance for the period of coverage and shall be non-refundable.

3. TERMINATION. If you breach any term of this Agreement, Licensor may terminate this Agreement without waiving any other Licensor rights or remedies. If Licensor terminates this Agreement, you must destroy all copies of the Software and, on request of Licensor, certify destruction. If you breach the terms of this Agreement such that Licensor may have no adequate remedy in money or damages, Licensor may immediately seek an injunction against such breach without waiving any other Licensor rights or remedies.

4. VERIFICATION. Licensor has the right to verify your compliance with this Agreement. You agree to:

A. Implement internal safeguards to prevent any unauthorized copying, distribution, installation, use of, or access to, the Software;

B. Keep records sufficient to certify your compliance with this Agreement (including any Product Use Rights Appendix, if any), and, upon request of Licensor, provide and certify metrics and/or reports based upon such records and account for both numbers of copies (by product and version) and network architectures as they may reasonably relate to your licensing and deployment of the Software; and

C. Allow a Licensor representative or an independent auditor ("Auditor") to inspect and audit your or your contractor's, computers and records, during your normal business hours, for compliance with the licensing terms for Licensor's software products. Upon Licensor's and Auditor's presentation of their signed written confidentiality statement form to safeguard your confidential information, you shall fully cooperate with such audit and provide any necessary assistance and access to records and computers. If an audit reveals that you have or at any time have had unlicensed installation, use of, or access to the Software, you will within 30 days, purchase sufficient licenses and associated maintenance to cover the

volume and time period of any shortfall without benefit of any otherwise applicable discount. If a material license shortfall of 5% or more is found, you must reimburse Licensor for the costs incurred in the audit.

5. **EXPORT.** You are responsible for complying with all trade regulations and laws both foreign and domestic. You acknowledge that this Software may only be exported or re-exported in accordance with U.S. Government Export Administration Regulations. Without authorization from the U.S. Government, you may not export or re-export the Software (i) to any prohibited country, person, entity, or end-user as specified by U.S. export controls or (ii) for use in the design, development or production of nuclear, chemical, or biological weapons, or missile technology, or any other prohibited use. You warrant and represent that neither the Bureau of Industry and Security of the U.S. Commerce Department nor any other U.S. Government entity or agency has suspended, revoked or denied, in whole or in part, your export privileges. For current information on U.S. export requirements and restrictions visit www.bis.doc.gov/.
6. **LICENSE RIGHTS APPLICABLE TO THE U.S. GOVERNMENT.** Licensor is providing commercial off-the-shelf Software developed at private expense and made available to the commercial market pursuant to Licensor's commercial license terms and conditions. By accepting delivery of, installing, or using the Software, the U.S. Government or its prime contractor or subcontractor (at any tier) hereby agrees that notwithstanding anything to the contrary, and to the maximum extent possible under federal law, Government's rights in the Software acquired in accordance with FAR Part 12 or DFAR 227.7202-4, including rights to use, modify, reproduce, release, perform, display or disclose the Software, will be subject in all respects to the commercial license rights and restrictions provided in this Agreement and no other license terms shall be incorporated into this Agreement except by authorized mutual written consent.
7. **ENTIRE AGREEMENT.** This Agreement in combination with the Software's associated license certificate(s) constitutes the entire agreement between you and Licensor with respect to the Software, and replaces all other agreements or representations, whether written or oral. The terms of this Agreement cannot be modified by any terms in any printed forms used by you in performing the Agreement, and can only be modified by express written consent of both parties, except that the following actions by you shall have the effect of modifying the Agreement: (i) you may accept a Licensor offer document (such as a quotation) containing offer-specific licensing terms; and/or (ii) you may accept new license terms containing specific language which supersedes this Agreement upon your deployment of an Upgrade or other such specified action. Failure by Licensor to enforce any provision of this Agreement will not be deemed a waiver of future enforcement of that or any other provision. If any part of this Agreement is held to be unenforceable as written, it will be enforced to the maximum extent allowed by applicable law, and will not affect the enforceability of any other part. The original of this Agreement is in English. If it is translated into another language, the English language version shall prevail.
8. **LIMITED WARRANTY.** Your jurisdiction may not allow limitations on warranties or limitations on or exclusion of damages, in which case the relevant limitations set forth below may not apply to you.

LIMITED WARRANTY. For a period of ninety (90) days from the date Licensor first delivers the Software to you, Licensor warrants that (a) the unmodified Software will perform substantially in accordance with its included documentation when used as directed and (b) Licensor media and electronic delivery packages will be free of physical and electronic defects. Any implied warranties are limited to the 90-day period. This Limited Warranty is void if failure of the Software has resulted from modification, accident, abuse, or misapplication. This Limited Warranty does not apply to any Complimentary or Evaluation versions of the Software, which are provided "AS IS" with no warranty whatsoever.

YOUR EXCLUSIVE REMEDY. The entire liability of Licensor and its suppliers and your exclusive remedy arising from a breach of the limited warranty is, at Licensor's option, either repair or replacement of the nonconforming Software, or return of the price you paid for the nonconforming Software. To be entitled to this remedy you must return all nonconforming Software to Licensor, along with your proof of purchase, within the warranty period. Any replacement Software will be warranted for the remainder of the original warranty period or thirty (30) days, whichever is longer. Outside the United States, neither these remedies nor any product support services offered by Licensor are available without proof of your purchase from an authorized international source.

NO OTHER WARRANTIES. TO THE FULL EXTENT PERMITTED BY LAW, LICENSOR AND ITS SUPPLIERS DISCLAIM ALL OTHER WARRANTIES, WHETHER ORAL OR WRITTEN, EXPRESS OR IMPLIED, INCLUDING, BUT NOT LIMITED TO, IMPLIED WARRANTIES OF MERCHANTABILITY, FITNESS FOR A PARTICULAR PURPOSE, TITLE, AND NON-INFRINGEMENT, WITH REGARD TO THE SOFTWARE AND THE PROVISION OF OR FAILURE TO PROVIDE TECHNICAL SUPPORT.

LIMITATION OF LIABILITY. LICENSOR AND ITS SUPPLIERS WILL NOT BE LIABLE FOR ANY SPECIAL, INCIDENTAL, INDIRECT, OR CONSEQUENTIAL DAMAGES (INCLUDING, WITHOUT LIMITATION, DAMAGES FOR PERSONAL INJURY, LOSS OF BUSINESS PROFITS, BUSINESS INTERRUPTION, LOSS OF BUSINESS OR CONFIDENTIAL INFORMATION, LOSS OF PRIVACY, OR ANY OTHER PECUNIARY LOSS) ARISING OUT OF THE USE OF OR INABILITY TO USE THE SOFTWARE OR THE PROVISION OF OR FAILURE TO PROVIDE TECHNICAL SUPPORT, EVEN IF LICENSOR OR ITS SUPPLIERS HAVE BEEN ADVISED OF THE POSSIBILITY OF SUCH DAMAGES. IN ANY CASE, THE ENTIRE LIABILITY OF LICENSOR AND ITS SUPPLIERS UNDER THIS AGREEMENT AND LIMITED WARRANTY SHALL BE LIMITED TO THE AMOUNT ACTUALLY PAID BY YOU FOR THE SOFTWARE OR TECHNICAL SUPPORT THAT CAUSES THE DAMAGE.

PRODUCT USE RIGHTS APPENDIX

PRODUCT: Host Access Analyzer 1.3 (“HAA”)

“Device” means an addressable entity, physical or virtual, including but not limited to server, PC, laptops, handheld device on which License Software components reside for interrogation and asset tracking.

“HAA User” means a specific individual designated by Licensee to be able to access and use the Licensed Software from any addressable entity, physical or virtual, including but not limited to server, PC, laptops, handheld device.

“Host” means a mainframe, UNIX server, AS/400, UNISYS, or TANDEM machine.

“Implementation” means an installation of the software on a single Server or installed on a cluster of Servers which work together as a single installation of the software.

“Instance” means each Implementation of the application installed on a Server.

“Named User” means a specific individual designated by Licensee who has access to a Device.

“Server” means any designated computer system on which an Instance or Instances of the Licensed Software is installed.

“Term License to Use or Term LTU” means a software license to use (LTU) which indicates in its license description that the license is valid for a specific period of time such as One Month (1M), One Year (1Y) etc. Term LTU’s are not perpetual licenses. Once the specified period of time expires, Licensee must uninstall all copies of the License Software and its components from its production and non-production systems.

- **CONTEXT AND DEFINITIONS:** The Software includes management, metering, security, and administrative tools for managing the deployment and operation of certain separately-licensed host-access functionality as used by end users operating Micro Focus products or competitive products (typically emulation products). You may install and use the Software only in support of such operation of such products that you have separately licensed from Micro Focus or others.

LICENSE TYPES:

- **NAMED USER LICENSE ONE YEAR LTU:** A named user license must be purchased for each HAA User. Licensee must monitor and control access by HAA Users to ensure that all access to the Licensed Software is restricted to persons designated as HAA Users. Licensee may only change a HAA User designation in association with changes in staffing and/or business operations that are intended to be permanent, and all Licensed Software access available to a specific individual previously designated as a HAA User will be effectively terminated.

- CLIENT ACCESS LICENSE ONE YEAR LTU: a Client Access License is required for each Device that (1) reports to the HAA Server for each (2) Named User that has access to such Device. An additional Client Access License is necessary for each Device that a Name User has the ability to access.

Installing and Configuring the HAA Client

System Requirements

Operating systems, applications, and environments

Host Access Analyzer operates on PCs with the following operating systems, applications, and environments:

- Windows 7, 8.1, and 10



Note: Windows 8.1 requires the Windows 8.1-KB3094199 update. If your machine requires the update, install the update, then restart your machine.

If you install the update on a machine where it is already installed, the following message appears:

```
The update is not applicable to your computer
```

Prerequisite software

The following software is required for the Host Access Analyzer Client to install:

- Microsoft .NET Framework 4.5

If not already installed, Host Access Analyzer installs it automatically, if the installer is able to download the required files.

- Microsoft Visual C++ 2015-2019 Redistributable (x86 and/or x64)

If not already installed, Host Access Analyzer installs it automatically.

Installation

The installer automatically installs a new service, Host Access Analyzer Service, which runs under the System account.

The Host Access Analyzer client installer for windows is a `.exe` file that allows both silent and wizard installation.

In silent installation mode, you can use a command line parameter to avoid starting the service automatically after installation. For example, to allow configuration modifications to be made first. In this case, the service either starts after the next reboot or can be started manually.

Installing the service silently

Run `haa-client-installer-<ver>.exe` as an administrator.

Command line parameters

`<haa-server-hostname>` The IP or host name of the HAA producer server.

`<haa-server-port>` The port of the HAA producer server.

`<silent>` Runs installation without user interaction with the installation progress window displayed.

`<verysilent>` Runs installation without user interaction, without the installation progress window displayed.

`<nostart>` Does not start the service automatically after installation.

`<norestart>` Does not restart Windows, even if the installer requires a system restart.

For more parameters, see <https://jrsoftware.org/ishelp/index.php?topic=setupcmdline>.

Examples:

```
haa-client-installer-<ver>.exe /haa-server-hostname=10.10.13.102 /haa-server-port=6566 /silent /nostart
```

This installs silently with progress displayed with the provided hostname and port.

```
haa-client-installer-<ver>.exe /silent
```

This installs silently with progress displayed. If a restart is required, a restart message prompt is displayed at the end.

```
haa-client-installer-<ver>.exe /silent /norestart
```

This installs silently with progress displayed. No restart message prompt is displayed at the end, even if needed by the installer.

```
haa-client-installer-<ver>.exe /verysilent /norestart
```

This installs silently without progress displayed. No restart message prompt is displayed at the end, even if needed by the installer.

```
haa-client-installer-<ver>.exe /verysilent
```

This installs silently without progress displayed. If required, the system restarts automatically without a message prompt.

Uninstalling the service silently

From the install location, run the following command:

```
unins000.exe /silent
```

Installing the service using the wizard

Double-click the `haa-client-installer-<ver>.exe` file.

Modifying configurations



Note: To change client configurations on all clients, refer to the HAA Portal Guide.

To modify individual client-side behavior manually (for example, for debugging purposes):

In the install location, edit the `HostAccessAnalyzerService.exe.config` file and set `ConfigurationUpdaterFeature` to `false` (to prevent overrides by the configuration stored on the server).

Edit the configuration files, followed by a service restart.

There are three separate configuration files, controlling server connectivity, service-wide configurations, and user-specific configurations.



Note:

Product configurations and logs can be found under the product configuration location at `%ProgramData%\Micro Focus\HostAccessAnalyzer`.

User configurations are located in the user's private dir, `C:\Users\<user_name>\AppData\Local\Micro Focus\HostAccessAnalyzer`.

The default product installation location is `%ProgramFiles(x86)%\Micro Focus\Host Access Analyzer`.



Note: Any configuration change requires a service restart to take effect.

Server configuration

The server configuration defines how the client connects to the server.

The `HostAccessAnalyzerUserConfiguration.conf` file in the [product configuration location](#) contains the default server configuration. The following shows an example configuration:

```
{
  "Host": "10.141.11.231",
  "Port": 6566,
  "Security": {
    "EnableSSL": true,
    "HostOverride": "haa",
    "CertificatePath": ""
  }
}
```

The host and port are assigned during installation. The connection is set to be secured by default. Otherwise, you need not change anything.

Service configuration

The service configuration includes tasks for uploading scan results and monitoring TCP connections to specific hosts.

Uploading scan results

The `HostAccessAnalyzerUserConfiguration.conf` file in the [product configuration location](#) contains the service configuration:

```
{
  "tasks": [
    {
      "cronSchedulerExpression": "0 0 2 * * ?",
      "offsetInHours": 3,
      "uploadImmediately": false,
      "taskConfiguration": {
        "@type": "type.googleapis.com/
com.microfocus.tecom.rpc.api.management.MessagesUploaderTaskConfiguration"
      }
    },
    {
      "connectionMonitoring": {
        "enabled": true,
        "monitoredHosts": {},
        "connectionPollingInterval": 5
      },
      "tempMessagesStorageLocation": "%programdata%\Micro Focus\
HostAccessAnalyzer\Requests"
    }
  ]
}
```

`cronSchedulerExpression` defines the task schedule:

| This value ... | Starts the schedule ... |
|----------------|-------------------------|
| 0 | After 0 seconds. |
| 0 | After 0 minutes. |
| 2 | At 2 AM. |

| This value ... | Starts the schedule ... |
|----------------|-------------------------|
| * | Every day. |
| * | Every month. |
| ? | Any year. |

`MessagesUploaderTaskConfiguration` defines when to upload scan results to the server (see [User Configuration](#)). By default, the task runs at 2 AM each day, as defined by `cronSchedulerExpression`, then picks a random time from zero minutes to 3 hours (`offsetInHours`) and begins uploading. The aim is to reduce network load while uploading across the organization. You can modify this as desired.



Note: If a task misses its schedule, for example, if a machine is offline, it runs automatically at the first available opportunity.

Monitoring connections

HAA monitors all TCP connections to a set of defined hosts. The hosts list is configured at the machine level in the `HostAccessAnalyzerServiceConfiguration.conf` file in the [product configuration location](#).

To add hosts to the list, edit the file and apply your changes to the `monitoredHosts` entry. For example:

```
"connectionMonitoring": {
  "enabled": true,
  "monitoredHosts": {
    "Popeye": "*",
    "Olive": "23",
    "Bluto": "22, 23",
    "Wimpy": "20 - 30",
    "10.10.10.100": "*"
  },
  "connectionPollingInterval": 5
}
```

where:

| This line ... | Means ... |
|----------------------------------|----------------------------------------------------|
| <code>"enabled": true,</code> | Enable/disable all connection monitoring. |
| <code>"Popeye": "*",</code> | Monitor all ports of a host. |
| <code>"Olive": "23",</code> | Monitor a specific port of a host. |
| <code>"Bluto": "22, 23",</code> | Monitor a comma-separated list of ports of a host. |
| <code>"Wimpy": "20 - 30",</code> | Monitor a range of ports of a host. |
| <code>"10.10.10.100": "*"</code> | Monitor all ports of a host address. |



Notes:

- If a task misses its schedule, for example, if a machine is offline, it runs automatically at the first available opportunity.
- To turn off monitoring, you can either delete all hosts from this list or change the `enabled` setting to `false`.
- `connectionPollingInterval` is a setting that applies to how often, in seconds, monitoring TCP connections executes on Windows 7. It should be left unchanged unless a valid reason exists to the contrary.

User configuration

User configuration defines which terminal emulator content should be collected for the specific user, Initially, for each user a copy of the default user configuration file, HostAccessAnalyzerUserConfiguration.conf is placed in the *user's private directory*.

This is the default user configuration:

```
{
  "tasks": [
    {
      "cronSchedulerExpression": "0 0 12 2 * ?",
      "offsetInHours": 0,
      "uploadImmediately": false,
      "taskConfiguration": {
        "@type": "type.googleapis.com/
com.microfocus.tecom.rpc.api.management.InstalledProductsTaskConfiguration"
      }
    },
    {
      "cronSchedulerExpression": "0 0 12 2 * ?",
      "offsetInHours": 0,
      "uploadImmediately": false,
      "taskConfiguration": {
        "@type": "type.googleapis.com/
com.microfocus.tecom.rpc.api.management.FileSystemScanTaskConfiguration",
        "includesExpression": [
          "%localDrives%"
        ],
        "excludesExpression": [
          "%windir%",
          "%recycleBins%",
          "%networkDrives%",
          "***node_modules**"
        ],
        "maxFileSize": 50
      }
    }
  ],
  "pluginFamilies": [
    {
      "microfocus": {
        "product": "RUMBA"
      }
    },
    {
      "microfocus": {
        "product": "EXTRA"
      }
    },
    {
      "microfocus": {
        "product": "REFLECTION"
      }
    },
    {
      "microfocus": {
        "product": "INFOCONNECT"
      }
    }
  ]
}
```


```

    "ibm": {
      "product": "PCOMM"
    },
    {
      "microfocus": {
        "product": "RUMBA_FTP_CLIENT"
      }
    },
    {
      "microfocus": {
        "product": "REFLECTION_FTP_CLIENT"
      }
    }
  ]
}

```

cronSchedulerExpression defines the task schedule:

| This value ... | Starts the schedule ... |
|----------------|---------------------------|
| 0 | After 0 seconds. |
| 0 | After 0 minutes. |
| 12 | At noon. |
| 2 | On the 2nd of each month. |
| * | Every month. |
| ? | Any year. |

 **Note:** Host Access Analyzer currently covers Micro Focus (Rumba+ Desktop, Extra!, InfoConnect, and Reflection) and IBM (PComm) terminal emulator products.

By default, the user configuration file includes several sections:

- A periodic task to scan for installed terminal emulator products. This task is currently set to execute monthly (at noon on the 2nd of the month).
- A periodic task to scan for the terminal emulator files (workspaces, sessions, macros, keyboard maps, and toolbar definitions). All files are verified before being uploaded to the server.

This task is currently set to execute monthly (at noon on the 2nd of the month). To specify the search or exclude locations for this task:

- You must specify one or more locations, separated by commas.
- Escape explicit paths. For example,

```
C:\\Temp
```

- Ant Path format is supported. For example, C:**\\Macros.
- You can use environment variables (inside %%), as well as these predefined tokens:

```
%localDrives%
%networkDrives%
```

- A list of the enabled terminal emulator products to monitor. For example, Rumba+ Desktop and Reflection. You can change the list to enable and disable monitoring of specific products.

 **Notes:**

- If a task has not run before, it runs automatically on launch.
- If a task misses its schedule, for example, if a machine is offline, it runs automatically at the first available opportunity.

- To run all scans again, delete the `HostAccessAnalyzerTaskExecutions.conf` file in the [product configuration location](#), and restart the service.

Adding a custom configuration

In addition to using the provided user configuration file, you can create a custom plug-in configuration.



Note: Custom configurations collect the static data from end user machines, such as emulator installations and their resource files, but do not collect data from emulator processes.

1. In the HAA portal, click **User Configuration** from the side panel.
2. Select **User configuration** from the drop-down list.
3. At the bottom of the user configuration file, under `pluginFamilies`, add the custom product entry. For example:

```
'
  {
    "generic": {
      "vendorName": "MyVendor",
      "productName": "BlueZone"
    }
  }

```



Note: `productName` must be unique.

4. Click **SAVE**. A message appears telling you that the custom emulator has been created and that you should now complete its plug-in definitions.

When you click **SAVE**, a new default plug-in configuration is created on the server side:

```
{
  "family": {
    "generic": {
      "vendorName": "MyVendor",
      "productName": "BlueZone"
    }
  },
  "pluginDefinition": {
    "productFilters": [
    ],
    "extensions": [
    ],
    "processes": [
    ]
  }
}
```

5. Click **OK**.
6. In the new configuration file, complete the product filters and the extensions that the product should collect. For example:

```
{
  "family": {
    "generic": {
      "vendorName": "MyVendor",
      "productName": "BlueZone"
    }
  },
  "pluginDefinition": {
    "productFilters": [
      {
        "vendorNameRegex": [
          "(?i)(Rocket)"
        ],
      }
    ],
  }
}
```


```

        "productNameRegex": [
            "(?i)(.*)?BlueZone!(.*)?"
        ],
        "versionRegex": [],
        "addon": false
    }
],
"extensions": [
    {
        "ext": "vb2",
        "resourceType": "MACRO",
        "trueVerifier": {}
    }
],
"processes": [
]
}
}

```

7. Click SAVE.

The new configuration is propagated to end users at the time specified in the Service configuration file in `MessagesUploaderTaskConfiguration` `cronSchedulerExpression`.



Working Offline

If you want to configure clients that do not upload directly to the server, go through the following steps:

1. If needed, set the server IP address in `HostAccessAnalyzerServerConfiguration.conf` to `127.0.0.1`, then restart the service.
2. Work normally. Uploads remain on disk in the `Requests` folder in the Pg. 6 Add a link to the [product configuration location](#).
3. When you want to upload, stop the service and move all content from the `Requests` folder to a connected client's `Requests` folder.
4. Edit the connected client's `HostAccessAnalyzerTaskExecution.conf` file and delete the `MessagesUploaderTask` block so the upload task executes immediately.
5. Restart the service.

Contacting Micro Focus

Our Web site gives up-to-date details of contact numbers and addresses.

Further information and product support

Additional technical information or advice is available from several sources.

The product support pages contain a considerable amount of additional information, such as:

- The *Product Updates* section of the Micro Focus Customer Care Web site, where you can download fixes and documentation updates.
- The *Examples and Utilities* section of the Micro Focus Customer Care Web site, including demos and additional product documentation.
- The *Support Resources* section of the Micro Focus Customer Care Web site, that includes troubleshooting guides and information about how to raise an incident.

To connect, enter <https://www.microfocus.com/en-us/support> in your browser.



Note: Some information may be available only to customers who have maintenance agreements.

If you obtained this product directly from Micro Focus, contact us as described on the Micro Focus Web site, www.microfocus.com. If you obtained the product from another source, such as an authorized distributor, contact them for help first. If they are unable to help, contact us.

Also, visit:

- The Micro Focus Community Web site, where you can browse the Knowledge Base, read articles and blogs, find demonstration programs and examples, and discuss this product with other users and Micro Focus specialists.
- The Micro Focus YouTube channel for videos related to your product. .

Information we need

However you contact us, please try to include the information below, if you have it. The more information you can give, the better Micro Focus Customer Support can help you. But if you don't know all the answers, or you think some are irrelevant to your problem, please give whatever information you have.

- The name and version number of all products that you think might be causing a problem.
- Your computer make and model.
- Your operating system version number and details of any networking software you are using.
- The amount of memory in your computer.
- The relevant page reference or section in the documentation.
- Your serial number. To find out this number, look in the subject line and body of your Electronic Product Delivery Notice email that you received from Micro Focus.

Contact information

Our Web site gives up-to-date details of contact numbers and addresses.

Additional technical information or advice is available from several sources.

The product support pages contain considerable additional information, including the *Product Updates* section of the Micro Focus Customer Care Web site, where you can download fixes and documentation updates. Go to [Micro Focus Product Updates](#).

To connect, enter <https://www.microfocus.com/en-us/home/> in your browser to go to the Micro Focus home page, then click **Support & Services > Support**. Type or select the product you require from the product selection dropdown, and then click **Support Login**.

If you are a Micro Focus Customer Care customer, please see the *Welcome to Customer Care* document that includes information about downloading and licensing your product, contacting Customer Care, and about reporting an incident. You can download it from our Web site. Support from Micro Focus may be available only to customers who have maintenance agreements.

MICRO FOCUS END USER LICENSE AGREEMENT

Host Access Analyzer 1.3

IMPORTANT -- READ CAREFULLY:

This End User License Agreement ("Agreement") is a legal agreement between you (an entity or a person) and Attachmate Corporation, a Micro Focus Company ("Licensor") with respect to the software, together with its included documentation, that you are receiving, accessing or installing, and that constitutes a whole or partial copy of a product named above (the "Software"). Unless you have entered into a separate license agreement with Licensor, you accept and agree to be bound by this Agreement by (i) selecting the "accept" or "yes" option when an on-line process prompts you to accept this Agreement, or (ii) by installing, copying,

downloading, accessing or otherwise using the Software. If you do not agree to the terms of this Agreement, Licensor is unwilling to license the Software to you. In such event: (i) you may not install, access or copy the Software, and you should promptly destroy any whole or partial copies of the Software in your possession; and (ii) you may receive a full refund by contacting your Software vendor within 30 days from your date of purchase to obtain instructions for return.

The Software is protected by copyright laws and international copyright treaties, as well as other intellectual property laws and treaties. The Software is licensed, not sold. Unless you have acquired the Software from Licensor or Licensor's agent on an evaluation basis, any license granted by this Agreement relies on your license certificate(s) from Licensor, or your single-copy purchase documentation, identifying the software product and version, license type, unit count, and licensed person or entity. No rights are conveyed to you by your mere possession of a copy of this Agreement, the Software, or any access codes or keys enabling the Software. Any third-party software that is provided with the Software and that is associated with a separate license agreement is licensed to you under the terms of that license agreement ("Third Party Terms"), as referenced from the "General Information" section at the foot of this Agreement.

SOFTWARE LICENSE

1. **LICENSE GRANT.** Subject to (i) acceptance of and compliance with this Agreement and (ii) timely payment of all required payments, Licensor and its suppliers grant you a non-exclusive, non-transferable license to use the Software for internal business purposes in accordance with the applicable product use rights ("Product Use Rights") as set forth in the Product Use Rights Appendix which is attached to this Agreement and incorporated by this reference. This license is subject to the following terms as applicable:

A. **COMPLIMENTARY AND TIME-LIMITED EVALUATION SOFTWARE.** If the Software is provided to you as a "Complimentary" or "Comp" copy, then you may use a single copy of the Software for demonstration, test, or evaluation purposes only. If the Software is provided to you as an "Evaluation" copy, then you may install and use a reasonable number of copies of the Software for the Evaluation Period only, solely for evaluation and test purposes and not for production use. The "Evaluation Period" extends from your first installation of the Software to the earlier of (i) the date when the Evaluation version automatically ceases to function, or (ii) one hundred twenty (120) days after your first installation. At the end of the Evaluation Period, your license to the Evaluation Software is automatically terminated, and you must destroy all copies and partial copies of the Evaluation Software. Any data migrated or extracted from production data sources, or any software created, through your use of Complimentary or Evaluation software, may be used only for the limited purposes set forth in this subparagraph A, and must be destroyed upon termination of your Complimentary or Evaluation license.

B. **MAINTENANCE-ENTITLEMENT UPGRADE.** If you received the Software as an entitlement under a Licensor support or maintenance program with regard to software previously licensed to you ("Prior Software"), then this paragraph applies to you. You may use the Software to replace your licensed unit count of the Prior Software on a one-for-one basis, such that the total number of Software and Prior Software units does not exceed the authorized licensed unit count for the Prior Software. Upon your first such replacement of Prior Software, this Agreement shall govern any surviving units of Prior Software for as long as such units survive, except that the product use rights terms of the original Prior Software license shall override the corresponding Product Use Rights terms of this Agreement. If you are not yet ready to deploy the Software, you may retain a copy of it for future use in accordance with the terms of this Agreement.

C. **OTHER UPGRADES OR REPLACEMENTS.** If your license certificate characterizes the Software as an upgrade or migration from or competitive trade-in of other software previously licensed to you ("Subject Software"), then this paragraph applies to you. You must comply with any special instructions accompanying your license transaction for the Software, and you must destroy the Subject Software when you deploy the Software unless such accompanying instructions direct otherwise.

D. **VERSION RIGHTS AND AUTHORIZED ALTERNATIVES.** This Agreement is specific to the Software (by product and version) that it accompanies, and you may not re-allocate your Software licensed unit count to another product or version except under express written permission from Licensor. Unless such permissions are granted in the Product Use Rights Appendix, they must be obtained via a separate

written "Authorized Alternatives" agreement, which Licensor may elect to publish at www.attachmate.com/info/alternatives or may otherwise make available to you.

E. LIMITED USE RESTRICTIONS. If you acquired the Software subject to limited-use restrictions (e.g., limited use of certain functionality or options) established in separate documentation between you and Licensor, or if you acquired the Software as a modification to or replacement of prior software which is so restricted, then (i) notwithstanding any terms to the contrary in the Product Use Rights Appendix, you may only install, access or use the Software in such limited manner and (ii) in interpreting the Product Use Rights Appendix, you must apply the restrictions in the broadest possible manner.

2. OTHER RIGHTS AND LIMITATIONS. Except as otherwise expressly provided in this Agreement or the applicable Product Use Rights, the following rights and limitations apply:

A. RESERVATION OF RIGHTS. Licensor reserves all rights not expressly granted under this Agreement.

B. LIMITATIONS ON REVERSE ENGINEERING, DECOMPILATION, DISASSEMBLY, AND CIRCUMVENTION. The Software and its structure, sequence and organization are valuable trade secrets belonging to Licensor and its suppliers, and you agree to hold such trade secrets in confidence. You may not reverse engineer, decrypt, decompile, or disassemble the Software, or otherwise attempt to derive a source code form of the Software, whether in whole or in part, or circumvent any of the protections of the Software, except and only to the extent that such activity is required to be permitted by applicable law, and in such case only after first providing Licensor reasonable written notice and the opportunity to assist with and/or conduct such activity on your behalf. Any source code that you do legitimately discover may be used solely for the purpose of enabling your exercise of the rights granted to you under this Agreement.

C. COPIES. You may not copy the Software, or any portion thereof, except as allowed by the applicable Product Use Rights and except to make one copy for institutional backup or archival purposes. Any such backup or archival copy must not be installed except as part of a recovery event. You must include all copyright notices and other proprietary rights legends on each copy of the Software.

D. SEPARATION OF COMPONENTS. Regardless of whether the Software is delivered to you as one integrated package, or as a collection of modules and components, it is licensed as a single product, whose component parts (i) may not, under a single licensed unit, be separated for installation or use on more than one computer, except in accordance with the applicable Product Use Rights and the Software documentation and (ii) may not be operated in a manner that exposes the component functionalities for general-purpose use beyond the scope of the Software as represented in the Software documentation.

E. RENTAL AND HOSTING. You may not rent, lease, sell, sublicense or lend the Software. You may not use the Software to provide commercial hosting services.

F. TRANSFER. You may not transfer the Software or assign your rights or obligations under this Agreement (including an assignment or any other transfer by operation of law) to any person or entity without the prior written consent of Licensor.

G. PERFORMANCE DISCLOSURE. You shall not disclose the results of any performance, functionality or other evaluation or benchmarking of the Software to any third party without Licensor's prior written consent.

H. LANGUAGE VERSIONS. If the Software as provided to you includes more than one language version of the same software product, you may use any of the language versions, and each deployment of any language version will consume a licensed unit.

I. NOTE ON JAVA SUPPORT. If the Software product you acquired contains programs written in Java, you acknowledge that the Software is not designed or licensed for use in on-line control equipment in hazardous environments, such as operation of nuclear facilities, aircraft navigation or control, or direct life-support machines. You warrant that you will not use the Software for such purposes.

J. UPDATES, UPGRADES AND MAINTENANCE

(i) An "Update" is supplemental code (sometimes referred to as a patch, fix, modification, enhancement, or service pack) that addresses one or more specific issues in the Software; it is

considered part of the Software and is subject to the terms and conditions of this Agreement unless accompanied by its own terms. You may use an Update only if Licensor has authorized you to do so and only for your licensed copies of the Software for which the authorization was given.

(ii) An "Upgrade" is a successor release to the Software, generally represented by a change in the product version number (e.g., from x.x to x.y or to y.y) and intended to replace the Software. In order to obtain license to an Upgrade, you must purchase such Upgrade for all licensed copies of the product or be entitled to the Upgrade by having a current maintenance plan with Licensor for all licensed copies of the product. An Upgrade is governed by the software license agreement that accompanies it.

(iii) Except as provided under either the Limited Warranty remedies set forth below or a Licensor product offering that you separately purchase, Licensor is under no obligation to provide Upgrades, Updates, or maintenance or support services to you. Should Licensor offer maintenance plan subscriptions and/or Upgrade licenses for the Software, Licensor is entitled to require that maintenance plan and Upgrade purchases must include all licensed units of a product. Maintenance plan subscriptions, if offered, shall be payable in advance for the period of coverage and shall be non-refundable.

3. **TERMINATION.** If you breach any term of this Agreement, Licensor may terminate this Agreement without waiving any other Licensor rights or remedies. If Licensor terminates this Agreement, you must destroy all copies of the Software and, on request of Licensor, certify destruction. If you breach the terms of this Agreement such that Licensor may have no adequate remedy in money or damages, Licensor may immediately seek an injunction against such breach without waiving any other Licensor rights or remedies.
4. **VERIFICATION.** Licensor has the right to verify your compliance with this Agreement. You agree to:
 - A. Implement internal safeguards to prevent any unauthorized copying, distribution, installation, use of, or access to, the Software;
 - B. Keep records sufficient to certify your compliance with this Agreement (including any Product Use Rights Appendix, if any), and, upon request of Licensor, provide and certify metrics and/or reports based upon such records and account for both numbers of copies (by product and version) and network architectures as they may reasonably relate to your licensing and deployment of the Software; and
 - C. Allow a Licensor representative or an independent auditor ("Auditor") to inspect and audit your or your contractor's, computers and records, during your normal business hours, for compliance with the licensing terms for Licensor's software products. Upon Licensor's and Auditor's presentation of their signed written confidentiality statement form to safeguard your confidential information, you shall fully cooperate with such audit and provide any necessary assistance and access to records and computers. If an audit reveals that you have or at any time have had unlicensed installation, use of, or access to the Software, you will within 30 days, purchase sufficient licenses and associated maintenance to cover the volume and time period of any shortfall without benefit of any otherwise applicable discount. If a material license shortfall of 5% or more is found, you must reimburse Licensor for the costs incurred in the audit.
5. **EXPORT.** You are responsible for complying with all trade regulations and laws both foreign and domestic. You acknowledge that this Software may only be exported or re-exported in accordance with U.S. Government Export Administration Regulations. Without authorization from the U.S. Government, you may not export or re-export the Software (i) to any prohibited country, person, entity, or end-user as specified by U.S. export controls or (ii) for use in the design, development or production of nuclear, chemical, or biological weapons, or missile technology, or any other prohibited use. You warrant and represent that neither the Bureau of Industry and Security of the U.S. Commerce Department nor any other U.S. Government entity or agency has suspended, revoked or denied, in whole or in part, your export privileges. For current information on U.S. export requirements and restrictions visit www.bis.doc.gov/.
6. **LICENSE RIGHTS APPLICABLE TO THE U.S. GOVERNMENT.** Licensor is providing commercial off-the-shelf Software developed at private expense and made available to the commercial market pursuant to Licensor's commercial license terms and conditions. By accepting delivery of, installing, or using the Software, the U.S. Government or its prime contractor or subcontractor (at any tier) hereby agrees that notwithstanding anything to the contrary, and to the maximum extent possible under federal law, Government's rights in the Software acquired in accordance with FAR Part 12 or DFAR 227.7202-4,

including rights to use, modify, reproduce, release, perform, display or disclose the Software, will be subject in all respects to the commercial license rights and restrictions provided in this Agreement and no other license terms shall be incorporated into this Agreement except by authorized mutual written consent.

- 7. ENTIRE AGREEMENT.** This Agreement in combination with the Software's associated license certificate(s) constitutes the entire agreement between you and Licensor with respect to the Software, and replaces all other agreements or representations, whether written or oral. The terms of this Agreement cannot be modified by any terms in any printed forms used by you in performing the Agreement, and can only be modified by express written consent of both parties, except that the following actions by you shall have the effect of modifying the Agreement: (i) you may accept a Licensor offer document (such as a quotation) containing offer-specific licensing terms; and/or (ii) you may accept new license terms containing specific language which supersedes this Agreement upon your deployment of an Upgrade or other such specified action. Failure by Licensor to enforce any provision of this Agreement will not be deemed a waiver of future enforcement of that or any other provision. If any part of this Agreement is held to be unenforceable as written, it will be enforced to the maximum extent allowed by applicable law, and will not affect the enforceability of any other part. The original of this Agreement is in English. If it is translated into another language, the English language version shall prevail.
- 8. LIMITED WARRANTY.** Your jurisdiction may not allow limitations on warranties or limitations on or exclusion of damages, in which case the relevant limitations set forth below may not apply to you.

LIMITED WARRANTY. For a period of ninety (90) days from the date Licensor first delivers the Software to you, Licensor warrants that (a) the unmodified Software will perform substantially in accordance with its included documentation when used as directed and (b) Licensor media and electronic delivery packages will be free of physical and electronic defects. Any implied warranties are limited to the 90-day period. This Limited Warranty is void if failure of the Software has resulted from modification, accident, abuse, or misapplication. This Limited Warranty does not apply to any Complimentary or Evaluation versions of the Software, which are provided "AS IS" with no warranty whatsoever.

YOUR EXCLUSIVE REMEDY. The entire liability of Licensor and its suppliers and your exclusive remedy arising from a breach of the limited warranty is, at Licensor's option, either repair or replacement of the nonconforming Software, or return of the price you paid for the nonconforming Software. To be entitled to this remedy you must return all nonconforming Software to Licensor, along with your proof of purchase, within the warranty period. Any replacement Software will be warranted for the remainder of the original warranty period or thirty (30) days, whichever is longer. Outside the United States, neither these remedies nor any product support services offered by Licensor are available without proof of your purchase from an authorized international source.

NO OTHER WARRANTIES. TO THE FULL EXTENT PERMITTED BY LAW, LICENSOR AND ITS SUPPLIERS DISCLAIM ALL OTHER WARRANTIES, WHETHER ORAL OR WRITTEN, EXPRESS OR IMPLIED, INCLUDING, BUT NOT LIMITED TO, IMPLIED WARRANTIES OF MERCHANTABILITY, FITNESS FOR A PARTICULAR PURPOSE, TITLE, AND NON-INFRINGEMENT, WITH REGARD TO THE SOFTWARE AND THE PROVISION OF OR FAILURE TO PROVIDE TECHNICAL SUPPORT.

LIMITATION OF LIABILITY. LICENSOR AND ITS SUPPLIERS WILL NOT BE LIABLE FOR ANY SPECIAL, INCIDENTAL, INDIRECT, OR CONSEQUENTIAL DAMAGES (INCLUDING, WITHOUT LIMITATION, DAMAGES FOR PERSONAL INJURY, LOSS OF BUSINESS PROFITS, BUSINESS INTERRUPTION, LOSS OF BUSINESS OR CONFIDENTIAL INFORMATION, LOSS OF PRIVACY, OR ANY OTHER PECUNIARY LOSS) ARISING OUT OF THE USE OF OR INABILITY TO USE THE SOFTWARE OR THE PROVISION OF OR FAILURE TO PROVIDE TECHNICAL SUPPORT, EVEN IF LICENSOR OR ITS SUPPLIERS HAVE BEEN ADVISED OF THE POSSIBILITY OF SUCH DAMAGES. IN ANY CASE, THE ENTIRE LIABILITY OF LICENSOR AND ITS SUPPLIERS UNDER THIS AGREEMENT AND LIMITED WARRANTY SHALL BE LIMITED TO THE AMOUNT ACTUALLY PAID BY YOU FOR THE SOFTWARE OR TECHNICAL SUPPORT THAT CAUSES THE DAMAGE.

PRODUCT USE RIGHTS APPENDIX

PRODUCT: Host Access Analyzer 1.3 ("HAA")

“Device” means an addressable entity, physical or virtual, including but not limited to server, PC, laptops, handheld device on which License Software components reside for interrogation and asset tracking.

“HAA User” means a specific individual designated by Licensee to be able to access and use the Licensed Software from any addressable entity, physical or virtual, including but not limited to server, PC, laptops, handheld device.

“Host” means a mainframe, UNIX server, AS/400, UNISYS, or TANDEM machine.

“Implementation” means an installation of the software on a single Server or installed on a cluster of Servers which work together as a single installation of the software.

“Instance” means each Implementation of the application installed on a Server.

“Named User” means a specific individual designated by Licensee who has access to a Device.

“Server” means any designated computer system on which an Instance or Instances of the Licensed Software is installed.

“Term License to Use or Term LTU” means a software license to use (LTU) which indicates in its license description that the license is valid for a specific period of time such as One Month (1M), One Year (1Y) etc. Term LTU’s are not perpetual licenses. Once the specified period of time expires, Licensee must uninstall all copies of the License Software and its components from its production and non-production systems.

- **CONTEXT AND DEFINITIONS:** The Software includes management, metering, security, and administrative tools for managing the deployment and operation of certain separately-licensed host-access functionality as used by end users operating Micro Focus products or competitive products (typically emulation products). You may install and use the Software only in support of such operation of such products that you have separately licensed from Micro Focus or others.

LICENSE TYPES:

- **NAMED USER LICENSE ONE YEAR LTU:** A named user license must be purchased for each HAA User. Licensee must monitor and control access by HAA Users to ensure that all access to the Licensed Software is restricted to persons designated as HAA Users. Licensee may only change a HAA User designation in association with changes in staffing and/or business operations that are intended to be permanent, and all Licensed Software access available to a specific individual previously designated as a HAA User will be effectively terminated.
- **CLIENT ACCESS LICENSE ONE YEAR LTU:** a Client Access License is required for each Device that (1) reports to the HAA Server for each (2) Named User that has access to such Device. An additional Client Access License is necessary for each Device that a Name User has the ability to access.

Using the HAA Portal

Introducing the Host Access Analyzer Web Portal

The Host Access Analyzer (HAA) web portal shows you inventory statistics on the assets, users, and machines installed in your enterprise.

Supported browsers

Supported browsers for the HAA web portal are:

- Chrome Version 78 and later
- Firefox Version 70 and later

Portal timeout

After 30 minutes of inactivity, the HAA portal logs out automatically.

60 seconds before the portal logs out, a dialog box appears, warning you of the logout. To close the dialog box and return to the portal session, click **Stay Logged In**.

Portal Dashboards

The HAA portal dashboards contain a number of visualizations that show the current state of the various elements in your enterprise. Here you can view and customize the presented data. You can also filter the data in some visualizations

Defining users and devices

The **Monitored Users** and **Monitored Devices** visualizations on the default dashboard show the progress of the enrollment of user and devices in your enterprise. You can define the total number of users and devices. To do this:

1. Click the ellipsis in the top right corner of the visualization.
2. Select **Configure total users** or **Configure total devices** as appropriate.
The **Configure total** dialog box appears.
3. Type the number you want in the **Total** field, then click **Save**.

The visualization shows the percentage of enrolled users, devices, or both.

Customizing a dashboard

You can customize a dashboard and its visualizations. To do this:

1. Click the ellipsis in the upper-right corner of the current dashboard and select **Edit** from the pop-up menu.

A new browser instance opens showing the dashboard in edit mode.

2. Click the wheel icon in the upper right corner of a visualization to open the **OPTIONS** menu.
3. Select the appropriate option for the task you want to perform.
4. After you have finished editing, click **Save** on the toolbar, then go back to the main portal browser window.

To revert to the default view, click the ellipsis in the top right of the dashboard, then select **Restore to factory version** from the pop-up menu.

Creating your own dashboard

You can create your own dashboard either by using the current dashboard as a template or by starting from an empty dashboard.

1. Select a dashboard from the dashboard drop-down.
2. Select **Add dashboard > + Create New** from the dashboard drop-down.
The **Create New Dashboard** dialog box appears.
3. Type a name for the dashboard and select either:
 - **Use current Dashboard as template**
 - **Empty Dashboard**
4. Click **CREATE**. The new dashboard opens.
5. Click the ellipsis in the upper-right corner of the current dashboard and select **Edit** from the pop-up menu.
A new browser instance opens showing the dashboard in edit mode.
6. Make your changes to the dashboard.
7. After you have finished editing, click **Save** on the toolbar, then go back to the main portal browser window.

Customizing the time range

You can specify the time range for some visualizations.

1. Click the ellipsis in the upper-right corner of a visualization, then select **Customize time range**.
The **Customize panel time range** dialog box appears.
2. Select the time range you want.
3. Click **Add to panel**.
A label is added to the visualization showing the selected time range.
4. To reset the time range to the default, click the label.
The **Customize panel time range** dialog box appears.
5. Click **Remove**.

Persisting a filter for all dashboards

You can select a filter to use as a global filter that persists across all dashboards. To persist a selected filter for all dashboards:

1. Select the filter you want to use.
2. Select **Pin across all apps** from the drop-down list.

You can now navigate between the dashboards and the pinned filter appears on each dashboard.

3. To remove persistence, select the filter again and select **Unpin** from the drop-down list.

Exporting dashboard data

You can export aggregated and raw data from each visualization.

Exporting aggregated data

1. Click the ellipsis in the upper right of a visualization.
2. Click **Inspect** from the pop-up menu.

A dialog box appears where you can save the data by exporting it as a `.csv` file.

3. Specify a name for the file and save it.

Exporting raw data

1. Click the ellipsis in the upper right of a visualization.
2. Click **Explore underlying data** from the pop-up menu.

The **Explore Data** window opens.

3. Hover your mouse over the data list panel, then click the ellipsis in the upper right corner of the panel.
4. Select **Export data** from the **OPTIONS** menu. A notification appears showing the request has been queued. When the file is ready, another notification appears providing a download link for the file. You can also see the data by clicking the **Exported Data** icon on the side panel.

Use case

Exporting a list of Excel files by the repetitions of the embedded VBA scripts

1. Open the **Excel Files** dashboard.
2. Apply any required filters to the visualizations.
3. Export the data to a `.CSV` file.
 - a) Click the ellipsis in the upper right of a visualization.
 - b) Click **Explore underlying data** from the pop-up menu.
 - c) Hover your mouse over the data list panel, then click the ellipsis in the upper right corner of the panel.
 - d) Select **Export data** from the **OPTIONS** menu. A notification appears showing the request has been queued. When the file is ready, another notification appears providing a download link for the file. You can also see the data by clicking the **Exported Data** icon on the side panel.
4. Open the `.CSV` file in Excel.

Note the **E** column called **resource.uniqueId**. This column provide unique ID for the VBA script embedded in the file. Two files that share the same **resource.uniqueId** - share the same VBA script.

Use the **resource.uniqueId** column and the excel **COUNTIF** function to generate new column.

5. Add a new column with the title **Rank**.
6. Insert the formula `=COUNTIF(E2:E<last-row-index>,E2)`.
7. Replace `<last-row-index>` with the index of the last row of the data in the exported data csv. The value will be the number of occurrences of the embedded script of file from row 2.
8. Copy the same formula over the range `F2:F<last-row-index>`.
9. Sort the **Rank** column.

Importing dashboards

1. From the dashboard drop-down, select **Add dashboard > Import**.
2. In the **Import Dashboards** dialog box, click **Select or drag and drop a file**.
3. In the **Open** window, select the dashboard file you want, then click **Open**.
4. In the **Import Dashboards** dialog box, click **Import**.

The dashboard is imported and replaces the previous dashboard view.



Note: The dashboard file is created from the **Kibana Saved Objects** page.

Modifying client configuration files

You can edit the following client configuration files:

- Service configuration
- User configuration
- Configuration files for any installed plug-ins

To edit a configuration file:

1. From the side panel, select **Settings > Client Configuration**.

The **Client Configuration** page appears.

2. Select the configuration file you want to edit from the drop-down list.

For information about configuration settings, see the *Installing and Configuring the HAA Client* guide.

3. After editing the configuration with the embedded JSON editor, click **SAVE**.

The modified configuration is updated on the server and is applied when the client updater service is run by the scheduler. By default, the scheduler runs every 60 minutes.

Side panel

The side panel contains the following elements:

| Select this ... | To do this ... |
|-----------------------------|---------------------------------------------------|
| Dashboards | Display the portal dashboards. |
| Exported Data | View data exported from dashboard visualizations. |
| Client Configuration | Modify the HAA client configuration files. |

Menu options

There are two menu icons in the top right of the HAA portal:

| Select this ... | To do this ... |
|-----------------|----------------------------------------------------------------------------------------------------------------------------------------------------------------------------------------------------------------------------|
| Schema | View the documentation of the schema to see the structure of the collected information. Use as a cheat-sheet when investigating the raw data of visualizations, applying custom filters, or developing new visualizations. |

| Select this ... | To do this ... |
|-----------------|---------------------------------------------|
| Log out | Log out of the HAA portal. |
| Help | View the online Help and About information. |

Contacting Micro Focus

Our Web site gives up-to-date details of contact numbers and addresses.

Further information and product support

Additional technical information or advice is available from several sources.

The product support pages contain a considerable amount of additional information, such as:

- The *Product Updates* section of the Micro Focus Customer Care Web site, where you can download fixes and documentation updates.
- The *Examples and Utilities* section of the Micro Focus Customer Care Web site, including demos and additional product documentation.
- The *Support Resources* section of the Micro Focus Customer Care Web site, that includes troubleshooting guides and information about how to raise an incident.

To connect, enter <https://www.microfocus.com/en-us/support> in your browser.



Note: Some information may be available only to customers who have maintenance agreements.

If you obtained this product directly from Micro Focus, contact us as described on the Micro Focus Web site, www.microfocus.com. If you obtained the product from another source, such as an authorized distributor, contact them for help first. If they are unable to help, contact us.

Also, visit:

- The Micro Focus Community Web site, where you can browse the Knowledge Base, read articles and blogs, find demonstration programs and examples, and discuss this product with other users and Micro Focus specialists.
- The Micro Focus YouTube channel for videos related to your product. .

Information we need

However you contact us, please try to include the information below, if you have it. The more information you can give, the better Micro Focus Customer Support can help you. But if you don't know all the answers, or you think some are irrelevant to your problem, please give whatever information you have.

- The name and version number of all products that you think might be causing a problem.
- Your computer make and model.
- Your operating system version number and details of any networking software you are using.
- The amount of memory in your computer.
- The relevant page reference or section in the documentation.
- Your serial number. To find out this number, look in the subject line and body of your Electronic Product Delivery Notice email that you received from Micro Focus.

Contact information

Our Web site gives up-to-date details of contact numbers and addresses.

Additional technical information or advice is available from several sources.

The product support pages contain considerable additional information, including the *Product Updates* section of the Micro Focus Customer Care Web site, where you can download fixes and documentation updates. Go to [Micro Focus Product Updates](#).

To connect, enter <https://www.microfocus.com/en-us/home/> in your browser to go to the Micro Focus home page, then click **Support & Services > Support**. Type or select the product you require from the product selection dropdown, and then click **Support Login**.

If you are a Micro Focus Customer Care customer, please see the *Welcome to Customer Care* document that includes information about downloading and licensing your product, contacting Customer Care, and about reporting an incident. You can download it from our Web site. Support from Micro Focus may be available only to customers who have maintenance agreements.

MICRO FOCUS END USER LICENSE AGREEMENT

Host Access Analyzer 1.3

IMPORTANT -- READ CAREFULLY:

This End User License Agreement ("Agreement") is a legal agreement between you (an entity or a person) and Attachmate Corporation, a Micro Focus Company ("Licensor") with respect to the software, together with its included documentation, that you are receiving, accessing or installing, and that constitutes a whole or partial copy of a product named above (the "Software"). Unless you have entered into a separate license agreement with Licensor, you accept and agree to be bound by this Agreement by (i) selecting the "accept" or "yes" option when an on-line process prompts you to accept this Agreement, or (ii) by installing, copying, downloading, accessing or otherwise using the Software. If you do not agree to the terms of this Agreement, Licensor is unwilling to license the Software to you. In such event: (i) you may not install, access or copy the Software, and you should promptly destroy any whole or partial copies of the Software in your possession; and (ii) you may receive a full refund by contacting your Software vendor within 30 days from your date of purchase to obtain instructions for return.

The Software is protected by copyright laws and international copyright treaties, as well as other intellectual property laws and treaties. The Software is licensed, not sold. Unless you have acquired the Software from Licensor or Licensor's agent on an evaluation basis, any license granted by this Agreement relies on your license certificate(s) from Licensor, or your single-copy purchase documentation, identifying the software product and version, license type, unit count, and licensed person or entity. No rights are conveyed to you by your mere possession of a copy of this Agreement, the Software, or any access codes or keys enabling the Software. Any third-party software that is provided with the Software and that is associated with a separate license agreement is licensed to you under the terms of that license agreement ("Third Party Terms"), as referenced from the "General Information" section at the foot of this Agreement.

SOFTWARE LICENSE

1. LICENSE GRANT. Subject to (i) acceptance of and compliance with this Agreement and (ii) timely payment of all required payments, Licensor and its suppliers grant you a non-exclusive, non-transferable license to use the Software for internal business purposes in accordance with the applicable product use rights ("Product Use Rights") as set forth in the Product Use Rights Appendix which is attached to this Agreement and incorporated by this reference. This license is subject to the following terms as applicable:

A. COMPLIMENTARY AND TIME-LIMITED EVALUATION SOFTWARE. If the Software is provided to you as a "Complimentary" or "Comp" copy, then you may use a single copy of the Software for demonstration, test, or evaluation purposes only. If the Software is provided to you as an "Evaluation" copy, then you may install and use a reasonable number of copies of the Software for the Evaluation Period only, solely for evaluation and test purposes and not for production use. The "Evaluation Period" extends from your first installation of the Software to the earlier of (i) the date when the Evaluation version automatically ceases to function, or (ii) one hundred twenty (120) days after your first installation. At the end of the Evaluation Period, your license to the Evaluation Software is automatically terminated, and you must destroy all copies and partial copies of the Evaluation Software. Any data

migrated or extracted from production data sources, or any software created, through your use of Complimentary or Evaluation software, may be used only for the limited purposes set forth in this subparagraph A, and must be destroyed upon termination of your Complimentary or Evaluation license.

B. MAINTENANCE-ENTITLEMENT UPGRADE. If you received the Software as an entitlement under a Licensor support or maintenance program with regard to software previously licensed to you ("Prior Software"), then this paragraph applies to you. You may use the Software to replace your licensed unit count of the Prior Software on a one-for-one basis, such that the total number of Software and Prior Software units does not exceed the authorized licensed unit count for the Prior Software. Upon your first such replacement of Prior Software, this Agreement shall govern any surviving units of Prior Software for as long as such units survive, except that the product use rights terms of the original Prior Software license shall override the corresponding Product Use Rights terms of this Agreement. If you are not yet ready to deploy the Software, you may retain a copy of it for future use in accordance with the terms of this Agreement.

C. OTHER UPGRADES OR REPLACEMENTS. If your license certificate characterizes the Software as an upgrade or migration from or competitive trade-in of other software previously licensed to you ("Subject Software"), then this paragraph applies to you. You must comply with any special instructions accompanying your license transaction for the Software, and you must destroy the Subject Software when you deploy the Software unless such accompanying instructions direct otherwise.

D. VERSION RIGHTS AND AUTHORIZED ALTERNATIVES. This Agreement is specific to the Software (by product and version) that it accompanies, and you may not re-allocate your Software licensed unit count to another product or version except under express written permission from Licensor. Unless such permissions are granted in the Product Use Rights Appendix, they must be obtained via a separate written "Authorized Alternatives" agreement, which Licensor may elect to publish at www.attachmate.com/info/alternatives or may otherwise make available to you.

E. LIMITED USE RESTRICTIONS. If you acquired the Software subject to limited-use restrictions (e.g., limited use of certain functionality or options) established in separate documentation between you and Licensor, or if you acquired the Software as a modification to or replacement of prior software which is so restricted, then (i) notwithstanding any terms to the contrary in the Product Use Rights Appendix, you may only install, access or use the Software in such limited manner and (ii) in interpreting the Product Use Rights Appendix, you must apply the restrictions in the broadest possible manner.

2. OTHER RIGHTS AND LIMITATIONS. Except as otherwise expressly provided in this Agreement or the applicable Product Use Rights, the following rights and limitations apply:

A. RESERVATION OF RIGHTS. Licensor reserves all rights not expressly granted under this Agreement.

B. LIMITATIONS ON REVERSE ENGINEERING, DECOMPILATION, DISASSEMBLY, AND CIRCUMVENTION. The Software and its structure, sequence and organization are valuable trade secrets belonging to Licensor and its suppliers, and you agree to hold such trade secrets in confidence. You may not reverse engineer, decrypt, decompile, or disassemble the Software, or otherwise attempt to derive a source code form of the Software, whether in whole or in part, or circumvent any of the protections of the Software, except and only to the extent that such activity is required to be permitted by applicable law, and in such case only after first providing Licensor reasonable written notice and the opportunity to assist with and/or conduct such activity on your behalf. Any source code that you do legitimately discover may be used solely for the purpose of enabling your exercise of the rights granted to you under this Agreement.

C. COPIES. You may not copy the Software, or any portion thereof, except as allowed by the applicable Product Use Rights and except to make one copy for institutional backup or archival purposes. Any such backup or archival copy must not be installed except as part of a recovery event. You must include all copyright notices and other proprietary rights legends on each copy of the Software.

D. SEPARATION OF COMPONENTS. Regardless of whether the Software is delivered to you as one integrated package, or as a collection of modules and components, it is licensed as a single product, whose component parts (i) may not, under a single licensed unit, be separated for installation or use on more than one computer, except in accordance with the applicable Product Use Rights and the

Software documentation and (ii) may not be operated in a manner that exposes the component functionalities for general-purpose use beyond the scope of the Software as represented in the Software documentation.

E. RENTAL AND HOSTING. You may not rent, lease, sell, sublicense or lend the Software. You may not use the Software to provide commercial hosting services.

F. TRANSFER. You may not transfer the Software or assign your rights or obligations under this Agreement (including an assignment or any other transfer by operation of law) to any person or entity without the prior written consent of Licensor.

G. PERFORMANCE DISCLOSURE. You shall not disclose the results of any performance, functionality or other evaluation or benchmarking of the Software to any third party without Licensor's prior written consent.

H. LANGUAGE VERSIONS. If the Software as provided to you includes more than one language version of the same software product, you may use any of the language versions, and each deployment of any language version will consume a licensed unit.

I. NOTE ON JAVA SUPPORT. If the Software product you acquired contains programs written in Java, you acknowledge that the Software is not designed or licensed for use in on-line control equipment in hazardous environments, such as operation of nuclear facilities, aircraft navigation or control, or direct life-support machines. You warrant that you will not use the Software for such purposes.

J. UPDATES, UPGRADES AND MAINTENANCE

(i) An "Update" is supplemental code (sometimes referred to as a patch, fix, modification, enhancement, or service pack) that addresses one or more specific issues in the Software; it is considered part of the Software and is subject to the terms and conditions of this Agreement unless accompanied by its own terms. You may use an Update only if Licensor has authorized you to do so and only for your licensed copies of the Software for which the authorization was given.

(ii) An "Upgrade" is a successor release to the Software, generally represented by a change in the product version number (e.g., from x.x to x.y or to y.y) and intended to replace the Software. In order to obtain license to an Upgrade, you must purchase such Upgrade for all licensed copies of the product or be entitled to the Upgrade by having a current maintenance plan with Licensor for all licensed copies of the product. An Upgrade is governed by the software license agreement that accompanies it.

(iii) Except as provided under either the Limited Warranty remedies set forth below or a Licensor product offering that you separately purchase, Licensor is under no obligation to provide Upgrades, Updates, or maintenance or support services to you. Should Licensor offer maintenance plan subscriptions and/or Upgrade licenses for the Software, Licensor is entitled to require that maintenance plan and Upgrade purchases must include all licensed units of a product. Maintenance plan subscriptions, if offered, shall be payable in advance for the period of coverage and shall be non-refundable.

3. TERMINATION. If you breach any term of this Agreement, Licensor may terminate this Agreement without waiving any other Licensor rights or remedies. If Licensor terminates this Agreement, you must destroy all copies of the Software and, on request of Licensor, certify destruction. If you breach the terms of this Agreement such that Licensor may have no adequate remedy in money or damages, Licensor may immediately seek an injunction against such breach without waiving any other Licensor rights or remedies.

4. VERIFICATION. Licensor has the right to verify your compliance with this Agreement. You agree to:

A. Implement internal safeguards to prevent any unauthorized copying, distribution, installation, use of, or access to, the Software;

B. Keep records sufficient to certify your compliance with this Agreement (including any Product Use Rights Appendix, if any), and, upon request of Licensor, provide and certify metrics and/or reports based upon such records and account for both numbers of copies (by product and version) and network architectures as they may reasonably relate to your licensing and deployment of the Software; and

C. Allow a Licensor representative or an independent auditor ("Auditor") to inspect and audit your or your contractor's, computers and records, during your normal business hours, for compliance with the

licensing terms for Licensor's software products. Upon Licensor's and Auditor's presentation of their signed written confidentiality statement form to safeguard your confidential information, you shall fully cooperate with such audit and provide any necessary assistance and access to records and computers. If an audit reveals that you have or at any time have had unlicensed installation, use of, or access to the Software, you will within 30 days, purchase sufficient licenses and associated maintenance to cover the volume and time period of any shortfall without benefit of any otherwise applicable discount. If a material license shortfall of 5% or more is found, you must reimburse Licensor for the costs incurred in the audit.

5. **EXPORT.** You are responsible for complying with all trade regulations and laws both foreign and domestic. You acknowledge that this Software may only be exported or re-exported in accordance with U.S. Government Export Administration Regulations. Without authorization from the U.S. Government, you may not export or re-export the Software (i) to any prohibited country, person, entity, or end-user as specified by U.S. export controls or (ii) for use in the design, development or production of nuclear, chemical, or biological weapons, or missile technology, or any other prohibited use. You warrant and represent that neither the Bureau of Industry and Security of the U.S. Commerce Department nor any other U.S. Government entity or agency has suspended, revoked or denied, in whole or in part, your export privileges. For current information on U.S. export requirements and restrictions visit www.bis.doc.gov/.
6. **LICENSE RIGHTS APPLICABLE TO THE U.S. GOVERNMENT.** Licensor is providing commercial off-the-shelf Software developed at private expense and made available to the commercial market pursuant to Licensor's commercial license terms and conditions. By accepting delivery of, installing, or using the Software, the U.S. Government or its prime contractor or subcontractor (at any tier) hereby agrees that notwithstanding anything to the contrary, and to the maximum extent possible under federal law, Government's rights in the Software acquired in accordance with FAR Part 12 or DFAR 227.7202-4, including rights to use, modify, reproduce, release, perform, display or disclose the Software, will be subject in all respects to the commercial license rights and restrictions provided in this Agreement and no other license terms shall be incorporated into this Agreement except by authorized mutual written consent.
7. **ENTIRE AGREEMENT.** This Agreement in combination with the Software's associated license certificate(s) constitutes the entire agreement between you and Licensor with respect to the Software, and replaces all other agreements or representations, whether written or oral. The terms of this Agreement cannot be modified by any terms in any printed forms used by you in performing the Agreement, and can only be modified by express written consent of both parties, except that the following actions by you shall have the effect of modifying the Agreement: (i) you may accept a Licensor offer document (such as a quotation) containing offer-specific licensing terms; and/or (ii) you may accept new license terms containing specific language which supersedes this Agreement upon your deployment of an Upgrade or other such specified action. Failure by Licensor to enforce any provision of this Agreement will not be deemed a waiver of future enforcement of that or any other provision. If any part of this Agreement is held to be unenforceable as written, it will be enforced to the maximum extent allowed by applicable law, and will not affect the enforceability of any other part. The original of this Agreement is in English. If it is translated into another language, the English language version shall prevail.
8. **LIMITED WARRANTY.** Your jurisdiction may not allow limitations on warranties or limitations on or exclusion of damages, in which case the relevant limitations set forth below may not apply to you.

LIMITED WARRANTY. For a period of ninety (90) days from the date Licensor first delivers the Software to you, Licensor warrants that (a) the unmodified Software will perform substantially in accordance with its included documentation when used as directed and (b) Licensor media and electronic delivery packages will be free of physical and electronic defects. Any implied warranties are limited to the 90-day period. This Limited Warranty is void if failure of the Software has resulted from modification, accident, abuse, or misapplication. This Limited Warranty does not apply to any Complimentary or Evaluation versions of the Software, which are provided "AS IS" with no warranty whatsoever.

YOUR EXCLUSIVE REMEDY. The entire liability of Licensor and its suppliers and your exclusive remedy arising from a breach of the limited warranty is, at Licensor's option, either repair or replacement of the nonconforming Software, or return of the price you paid for the nonconforming Software. To be entitled to this remedy you must return all nonconforming Software to Licensor, along

with your proof of purchase, within the warranty period. Any replacement Software will be warranted for the remainder of the original warranty period or thirty (30) days, whichever is longer. Outside the United States, neither these remedies nor any product support services offered by Licensor are available without proof of your purchase from an authorized international source.

NO OTHER WARRANTIES. TO THE FULL EXTENT PERMITTED BY LAW, LICENSOR AND ITS SUPPLIERS DISCLAIM ALL OTHER WARRANTIES, WHETHER ORAL OR WRITTEN, EXPRESS OR IMPLIED, INCLUDING, BUT NOT LIMITED TO, IMPLIED WARRANTIES OF MERCHANTABILITY, FITNESS FOR A PARTICULAR PURPOSE, TITLE, AND NON-INFRINGEMENT, WITH REGARD TO THE SOFTWARE AND THE PROVISION OF OR FAILURE TO PROVIDE TECHNICAL SUPPORT.

LIMITATION OF LIABILITY. LICENSOR AND ITS SUPPLIERS WILL NOT BE LIABLE FOR ANY SPECIAL, INCIDENTAL, INDIRECT, OR CONSEQUENTIAL DAMAGES (INCLUDING, WITHOUT LIMITATION, DAMAGES FOR PERSONAL INJURY, LOSS OF BUSINESS PROFITS, BUSINESS INTERRUPTION, LOSS OF BUSINESS OR CONFIDENTIAL INFORMATION, LOSS OF PRIVACY, OR ANY OTHER PECUNIARY LOSS) ARISING OUT OF THE USE OF OR INABILITY TO USE THE SOFTWARE OR THE PROVISION OF OR FAILURE TO PROVIDE TECHNICAL SUPPORT, EVEN IF LICENSOR OR ITS SUPPLIERS HAVE BEEN ADVISED OF THE POSSIBILITY OF SUCH DAMAGES. IN ANY CASE, THE ENTIRE LIABILITY OF LICENSOR AND ITS SUPPLIERS UNDER THIS AGREEMENT AND LIMITED WARRANTY SHALL BE LIMITED TO THE AMOUNT ACTUALLY PAID BY YOU FOR THE SOFTWARE OR TECHNICAL SUPPORT THAT CAUSES THE DAMAGE.

PRODUCT USE RIGHTS APPENDIX

PRODUCT: Host Access Analyzer 1.3 (“HAA”)

“Device” means an addressable entity, physical or virtual, including but not limited to server, PC, laptops, handheld device on which License Software components reside for interrogation and asset tracking.

“HAA User” means a specific individual designated by Licensee to be able to access and use the Licensed Software from any addressable entity, physical or virtual, including but not limited to server, PC, laptops, handheld device.

“Host” means a mainframe, UNIX server, AS/400, UNISYS, or TANDEM machine.

“Implementation” means an installation of the software on a single Server or installed on a cluster of Servers which work together as a single installation of the software.

“Instance” means each Implementation of the application installed on a Server.

“Named User” means a specific individual designated by Licensee who has access to a Device.

“Server” means any designated computer system on which an Instance or Instances of the Licensed Software is installed.

“Term License to Use or Term LTU” means a software license to use (LTU) which indicates in its license description that the license is valid for a specific period of time such as One Month (1M), One Year (1Y) etc. Term LTU’s are not perpetual licenses. Once the specified period of time expires, Licensee must uninstall all copies of the License Software and its components from its production and non-production systems.

- **CONTEXT AND DEFINITIONS:** The Software includes management, metering, security, and administrative tools for managing the deployment and operation of certain separately-licensed host-access functionality as used by end users operating Micro Focus products or competitive products (typically emulation products). You may install and use the Software only in support of such operation of such products that you have separately licensed from Micro Focus or others.

LICENSE TYPES:

- **NAMED USER LICENSE ONE YEAR LTU:** A named user license must be purchased for each HAA User. Licensee must monitor and control access by HAA Users to ensure that all access to the Licensed Software is restricted to persons designated as HAA Users. Licensee may only change a HAA User designation in association with changes in staffing and/or business operations that are intended to be

permanent, and all Licensed Software access available to a specific individual previously designated as a HAA User will be effectively terminated.

- **CLIENT ACCESS LICENSE ONE YEAR LTU:** a Client Access License is required for each Device that (1) reports to the HAA Server for each (2) Named User that has access to such Device. An additional Client Access License is necessary for each Device that a Name User has the ability to access.