

# CyberRes Galaxy Online

Threat research built to secure the enterprise and accelerate secure digital transformation. Galaxy empowers the modern CISO with practical threat intelligence to drive business performance.

## Why CyberRes Galaxy?

### Business Context

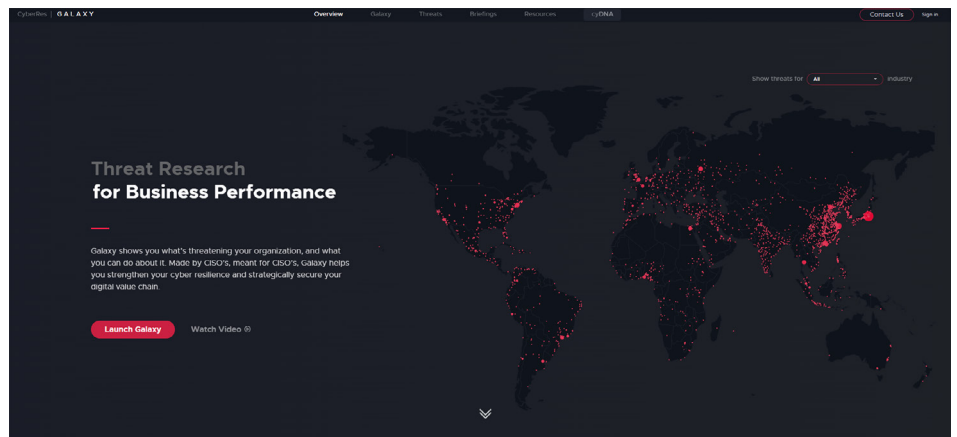
- Focus on what matters to the business
- By CISOs for CISOs
- Content for the Board, CISO, SOC and IT Ops
- View threats by their monetary impact
- Defend against threats specific to your region, industry, and company

### Actionable Reports

- Guidance on how to address threats
- Content by and for security executives
- Threats by region, industry, impact, etc.

### Visualised Threats

- Galaxy visualisation tool
- Global threat map
- Trending threats by industry



Your organisation is under constant pressure to defend against cyber security threats, and unfortunately, this represents a real challenge to business outcomes in an increasingly digital world. Existing solutions compete to provide the latest and most exclusive information, but the sad reality is that trying to stay on top of all the latest threat intelligence feels like drinking from a firehose. Many companies are left with a wealth of information about threats and IOCs, but little to no information on where to start, how threats are affecting their business, or how to best defend their organisations.

## What is CyberRes Galaxy?

CyberRes Galaxy is threat research built for business performance. It provides the most relevant and actionable threat intelligence for security executives, which helps you quickly and simply see what is threatening

your business and what you can do about it. It tracks more than just IOCs, it focuses on attributes that are relevant to business such as Annualised Loss Exposure (ALE), industry, impact, activity, discoverability, and effectiveness.

We leverage our extensive intelligence network to gather info about the latest cyber threats from around the globe and condense it for straightforward consumption. With Galaxy, you will get timely, practical information that is relevant to your business, and essential takeaways for key roles throughout your organisation.

## Community Access

Galaxy is provided as a community programme to help secure the digital economy. After you have created your user profile, you can prioritise information that impacts your business and receive updates to specific

threats with the click of a button. You will have access to the CyberRes Galaxy website and to portions of the reports. You will gain a comprehensive view of how threats operate, IOCs, key takeaways for the board, CISO, SOC, IT Ops, and internal auditing team. Most importantly, you will harden your company's cyber resilience with insightful action plans.

## Actionable Reports

The lion's share of actionable threat research will be provided within CyberRes Galaxy's written reports. The reports provide a comprehensive view of how threats operate, IOCs, key takeaways for the board, CISO, SOC, IT Ops, and Internal Auditing team. Most importantly, they will harden your company's cyber resilience with insightful action plans.

## Flash Bulletins

When a new cyber threat is identified, a Flash Bulletin is created and posted on CyberRes Galaxy. Simply clicking on any of the cards posted in the "Top Threats" section or posted under the "Reports" tab will let you view the full writeup for any individual Flash Bulletin. Flash Bulletins are written to give a quick and simple overview of what is currently known about the threat, and basic steps to mitigate damage to your organisation.

## Priority Intelligence Briefings

When more comprehensive information about threats listed in Flash Bulletins has been gathered, a Flash Bulletin will be expanded to become a briefing. A briefing not only helps you learn about the threat and how it operates, but it will provide an overview diagram of its methods, detailed action plans for defense, and important takeaways for key roles throughout the organisation.

## Global Threat Insight (GTI) Reports

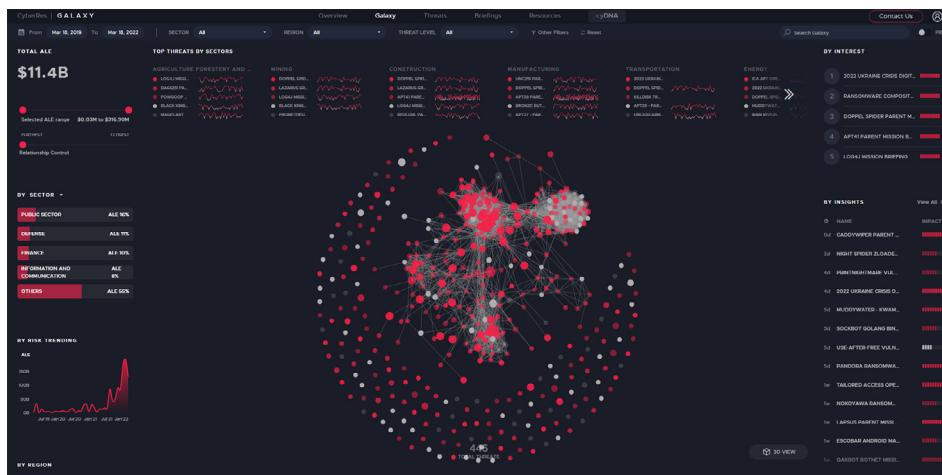
Every quarter, a GTI will be published to provide an overview of the most impactful threats encountered in the previous 3-month timeframe. The report will contain information highlighting the latest regional, industry, and action plans from threat advisories throughout the quarter.

## Annual Reports

Every year, an Annual Report will be published to provide an overview of the most impactful threats, trends, insights, and action plans gathered throughout the year. The report will replace the previous State of Security Operations annual report.

The screenshot shows the 'Top Threat Bulletins' section of the CyberRes Galaxy interface. It features a grid of threat cards. Each card includes a date, a title (e.g., 'ICA APT OPERATIONS TARGETING EXCHANGE AND FORTINET'), a threat ALE value, an action plan, and a list of affected sectors. The cards are color-coded by severity: SEVERE (red), CRITICAL (orange), and MODERATE (yellow). A sidebar on the left contains a 'View all bulletins' link.

The screenshot displays the 'APT29 - PARENT MISSION BRIEFING (MULTIPLE OPERATIONS)' report. The report includes a detailed description of the threat, an executive summary, and a list of related bulletins. The 'Executive Summary' section highlights the threat's impact and the need for security operations. The 'Related Bulletins' section lists other threats that are part of the same campaign. The report is dated 05/07/2020 and last updated on 03/09/2022.



## Visualised Threats

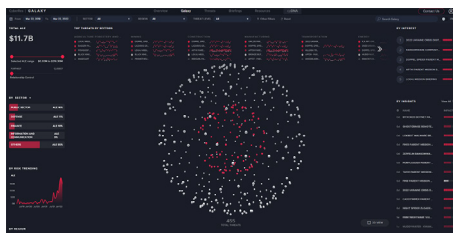
CyberRes Galaxy stands apart from other services with its ability to visualise the threat landscape. Quickly and simply view regional threats from a global perspective, monetary threats categorised by ALE, threats to your specific industry, and more. With a large selection of filters to choose from, you can create a threat monitoring dashboard specifically catered to monitor the threats that matter most to your business.

### Global View (Front Page)

The front page provides a global view of the latest threats from around the world. An interactive view of region-specific threats is shown to give a quick overview of the latest threat landscape. By hovering over an individual threat, detailed information is displayed onscreen. By clicking on the threat, you can quickly see the associated Flash Bulletin or Priority Intelligence Briefing.

### Galaxy Globe

The globe on the Galaxy Dashboard is immediately distinguished by its inner and outer layers. The outer layer of white points represents threats of lower magnitude (by Annualised Loss Exposure), while the inner circle of reddish points represents threats of greater magnitude. Hovering over an individual point will display information about the threat and clicking on it will take you to its associated Flash Intelligence Briefing.



### Top Threats by Industry

At the top of the CyberRes Galaxy dashboard is a list of threats with their associated sparklines. As the title implies, these threats are the top 5 threats per industry, and the sparklines are a visual representation of the activity levels of the threat over time.

Contact us at [CyberRes.com](https://CyberRes.com)

Like what you read? Share it.



**“Over the years, our SOC has seen the growing need to leverage the threat intelligence produced by the cyber-security community. We have deployed not only technology but processes and procedures to be able to identify, detect, protect, and respond as quickly as possible.”**

Ramsés Gallego  
International CTO  
CyberRes