

Galaxy Online

Threat research built to secure the enterprise and accelerate secure digital transformation. Galaxy empowers the modern CISO with practical threat intelligence to drive business performance.

Why Cybersecurity Galaxy?

Business Context

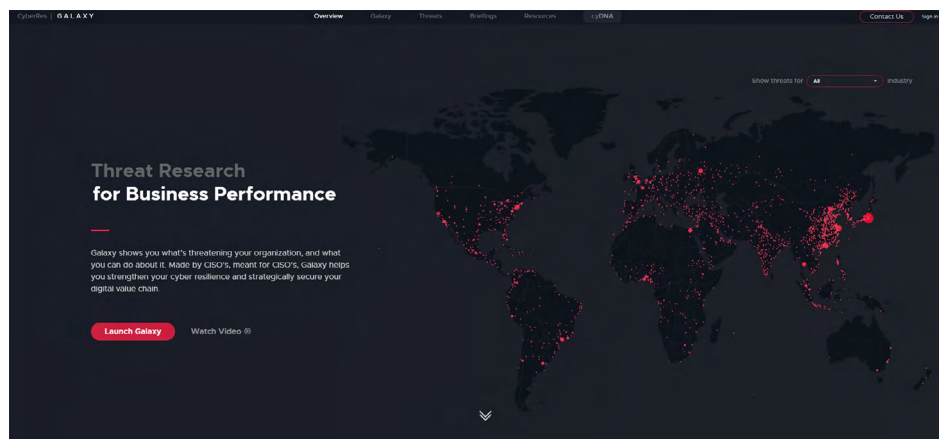
- Focus on what matters to the business
- By CISOs for CISOs
- Content for the Board, CISO, SOC and IT Ops
- View threats by their monetary impact
- Defend against threats specific to your region, industry, and company

Actionable Reports

- Guidance on how to address threats
- Content by and for security executives
- Threats by region, industry, impact, etc.

Visualized Threats

- Galaxy visualization tool
- Global threat map
- Trending threats by industry



Your organization is under constant pressure to defend against cyber security threats, and unfortunately, this represents a real challenge to business outcomes in an increasingly digital world. Existing solutions compete to provide the latest and most exclusive information, but the sad reality is that trying to stay on top of all the latest threat intelligence feels like drinking from a firehose. Many companies are left with a wealth of information about threats and IOCs, but little to no information on where to start, how threats are affecting their business, or how to best defend their organizations.

What is Cybersecurity Galaxy?

Cybersecurity Galaxy by OpenText™ is threat research built for business performance. It provides the most relevant and actionable threat intelligence for security executives, which helps you quickly and simply see

what's threatening your business and what you can do about it. It tracks more than just IOCs, it focuses on attributes that are relevant to business such as Annualized Loss Exposure (ALE), industry, impact, activity, discoverability, and effectiveness.

We leverage our extensive intelligence network to gather info about the latest cyber threats from around the globe and condense it for straightforward consumption. With Galaxy, you'll get timely, practical information that's relevant to your business, and essential takeaways for key roles throughout your organization.

Community Access

Galaxy is provided as a community program to help secure the digital economy. After you've created your user profile, you can prioritize information that impacts your business and receive updates to specific threats with the

click of a button. You'll have access to the Galaxy website and to portions of the reports. You'll gain a comprehensive view of how threats operate, IOCs, key takeaways for the board, CISO, SOC, IT Ops, and internal auditing team. Most importantly, you'll harden your company's cyber resilience with insightful action plans.

Actionable Reports

The lion's share of actionable threat research will be provided within Galaxy's written reports. The reports provide a comprehensive view of how threats operate, IOCs, key takeaways for the board, CISO, SOC, IT Ops, and Internal Auditing team. Most importantly, they will harden your company's cyber resilience with insightful action plans.

Flash Bulletins

When a new cyber threat is identified, a Flash Bulletin is created and posted on Galaxy. Simply clicking on any of the cards posted in the "Top Threats" section or posted under the "Reports" tab will let you view the full writeup for any individual Flash Bulletin. Flash Bulletins are written to give a quick and simple overview of what is currently known about the threat, and basic steps to mitigate damage to your organization.

Priority Intelligence Briefings

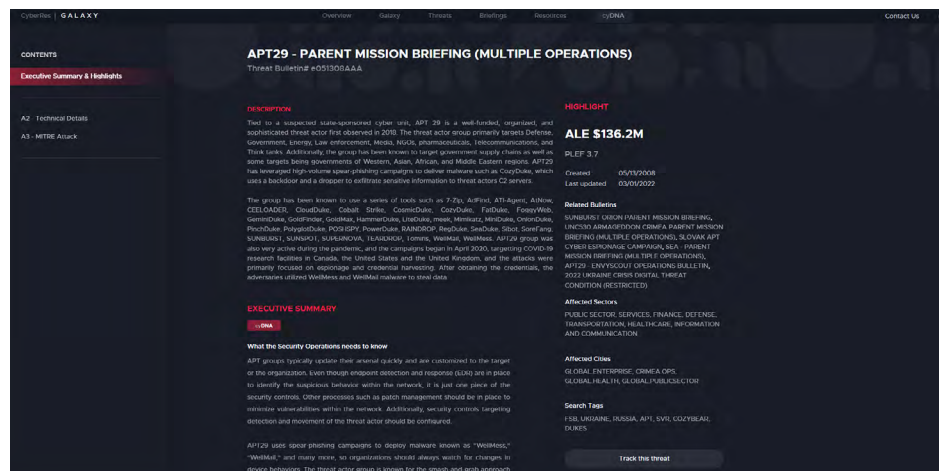
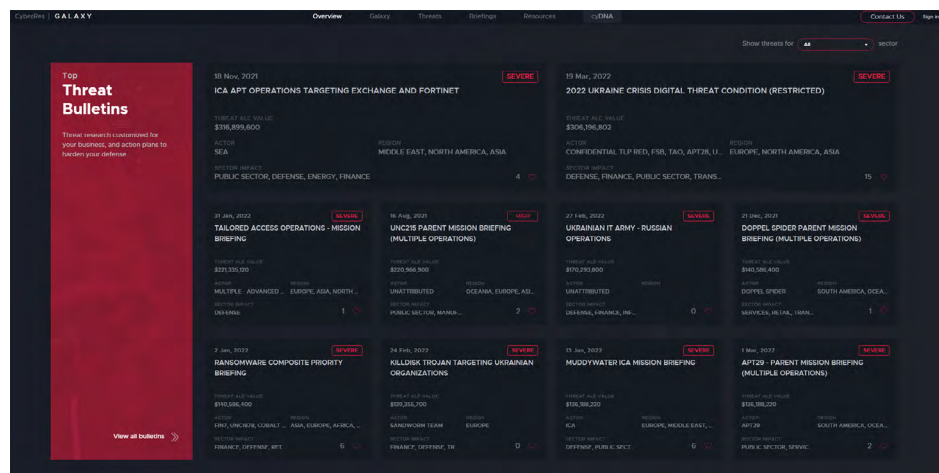
When more comprehensive information about threats listed in Flash Bulletins has been gathered, a Flash Bulletin will be expanded to become a briefing. A briefing not only helps you learn about the threat and how it operates, but it will provide an overview diagram of its methods, detailed action plans for defense, and important takeaways for key roles throughout the organization.

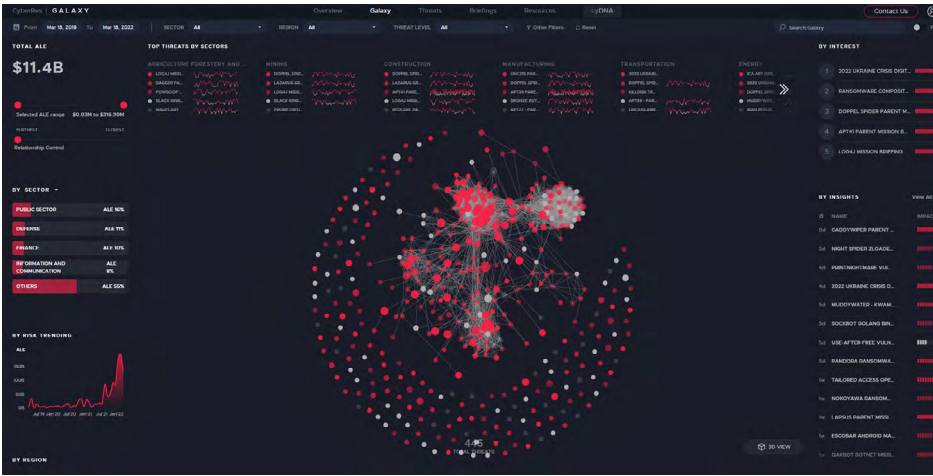
Global Threat Insight (GTI) Reports

Every quarter, a GTI will be published to provide an overview of the most impactful threats encountered in the previous 3-month timeframe. The report will contain information highlighting the latest regional, industry, and action plans from threat advisories throughout the quarter.

Annual Reports

Every year, an Annual Report will be published to provide an overview of the most impactful threats, trends, insights, and action plans gathered throughout the year. The report will replace the previous State of Security Operations annual report.





Connect with Us
www.opentext.com

Visualized Threats

Galaxy stands apart from other services with its ability to visualize the threat landscape. Quickly and simply view regional threats from a global perspective, monetary threats categorized by ALE, threats to your specific industry, and more. With a large selection of filters to choose from, you can create a threat monitoring dashboard specifically catered to monitor the threats that matter most to your business.

Global View (Front Page)

The front page provides a global view of the latest threats from around the world. An interactive view of region-specific threats is shown to give a quick overview of the latest threat landscape. By hovering over an individual threat, detailed information is displayed onscreen. By clicking on the threat, you can quickly see the associated Flash Bulletin or Priority Intelligence Briefing.

Galaxy Globe

The globe on the Galaxy Dashboard is immediately distinguished by its inner and outer layers. The outer layer of white points represents threats of lower magnitude (by Annualized Loss Exposure), while the inner circle of reddish points represents threats of greater magnitude. Hovering over an individual point will display information about the threat and clicking on it will take you to its associated Flash Bulletin or Priority Intelligence Briefing.



Top Threats by Industry

At the top of the Galaxy dashboard is a list of threats with their associated sparklines. As the title implies, these threats are the top 5 threats per industry, and the sparklines are a visual representation of the activity levels of the threat over time.

“Over the years, our SOC has seen the growing need to leverage the threat intelligence produced by the cybersecurity community. We have deployed not only technology but processes and procedures to be able to identify, detect, protect, and respond as quickly as possible.”

Ramsés Gallego
 International CTO
 OpenText Cybersecurity