

Micro Focus Disaster Recovery

High Performance or Affordable? Pick Two.

Disaster Recovery at a Glance

■ Cost Effective High Performance:

The Micro Focus solution performs like mirroring technology but is low cost like tape.

■ Disaster Recovery Testing:

Micro Focus's disaster recovery solutions allow you to rapidly, easily and safely test the integrity of protected workloads. With a single click, you can take a virtual snapshot of the recovery workload and boot it in a safe sandbox test network.

Managing your data center means more than just keeping your server workloads running; it also means protecting these workloads. After all, servers are costly: You incur physical costs, such as capital, power and cooling costs, as well as software licensing and support costs. If your servers are worth all this expense, they're worth protecting from unexpected downtime. Historically, organizations have chosen one (or both) of the following two technologies for protecting and recovering server workloads: mirrored remote infrastructure and tape backup. Mirroring technology offers the advantage of zero or near-zero downtime, but at significant cost: You double your hardware and software expenses, and you incur additional facilities expenses to house the redundant infrastructure. In contrast, tried, tested and mature tape backup technology has been around for decades and offers an extremely low cost-per-gigabyte but delivers very slow backup and recovery performance compared with disk-to-disk technologies.

Solving the Problem

Balancing the right mix of these two disaster recovery technologies is very difficult. Most organizations have a fixed budget for disaster recovery, and it never seems to be big enough. If your budget is like most, it is simply not big enough to mirror every server workload in your data center to a remote disaster recovery site. So you select your organization's highest-value, mission-critical workloads, the ones the business just can't do without, and spend the majority of your disaster recovery budget on clustering and mirroring solutions to ensure their continuous availability.

Studies suggest that organizations spend as much as 80 to 90 percent of their disaster recovery budgets to protect high-value workloads, which can represent as few as 10 to 20 percent of the total workloads in their data centers.

If your servers are worth what it costs you to run them, they're worth protecting from disaster-induced downtime.

With minimal budget left to protect the remaining, non-mission-critical workloads, organizations typically rely on tape backups to protect them. As a result, they must live with long backup windows and even longer recovery times.

Micro Focus's Approach

With the high cost of mirroring solutions, organizations had little choice but to use tape backups for their less-than-critical workloads—until now. Our unique approach to the cost-performance dilemma leverages the power of virtualization to bring affordable, high-performance disaster recovery options to every workload in your data center.

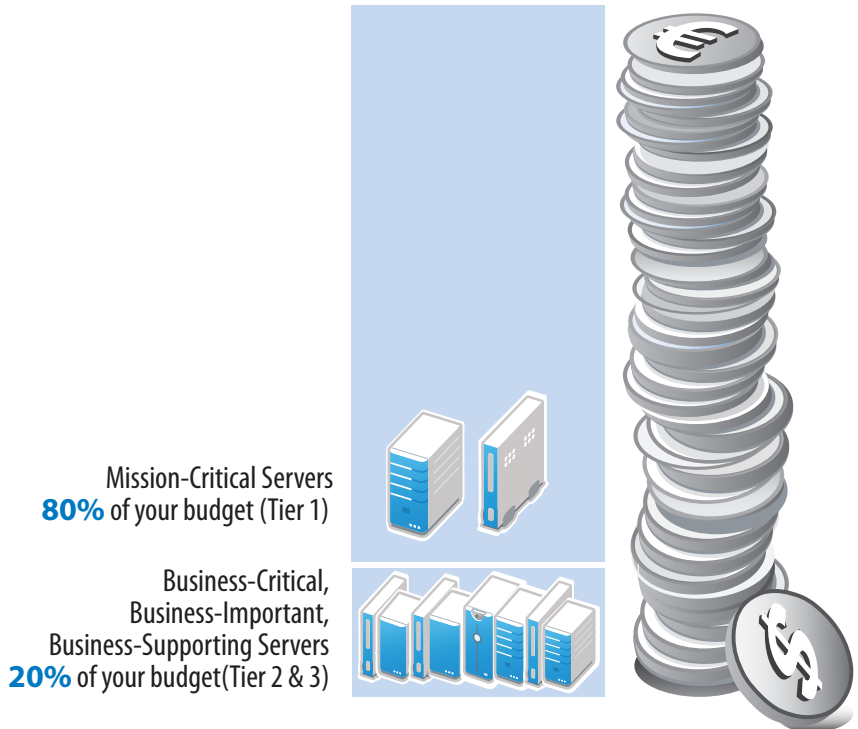
Backing up to a tape cartridge, or even a disk image, means you must transfer the backup media into a recovery environment before you can bring the workload itself back online. This typically requires repairing the original server or replacing it with an identical new one; you can't restore a tape backup from one server make and model onto a different model server from a different vendor.

Micro Focus® disaster recovery solutions use warmstandby virtual machines as the backup media. Workloads are ready to go at a moment's notice in your virtual recovery environment—no

copying or conversions necessary. Bringing workloads back online is as simple (and as fast) as powering up virtual machines. With Micro Focus disaster recovery solutions, you can finally afford to achieve recovery time objectives

(RTOs) of less than an hour for all—as opposed to just mission-critical—server workloads.

Micro Focus disaster recovery solutions can protect multiple workloads with a single virtual









host by capturing the same efficiencies virtualization delivers for server consolidation (where businesses see consolidation ratios of 10:1, 20:1 or higher). You don't need one-to-one hardware duplication or redundant operating system or application licenses. And Micro Focus solutions protect both physical and virtual workloads (the whole server workload, not just the data) running on either Windows or Linux, so you can use a single solution across your entire data center infrastructure.

The Forgotten Phase—Disaster Recovery Testing

Regular testing is a critical, but often overlooked, component of disaster recovery planning. The headaches associated with testing tape backup solutions are many. Restoring even a single server from tape to see if the recovery works as planned is time-consuming and resource-intensive—and in the end, all you've tested is one tape on one server. Testing a few dozen (or more) servers that you've backed up to tape is such a lengthy, complex project that you may not bother at all.

Even with mirrored infrastructures, testing has the potential to disrupt your organization's production environment. Unfortunately, you can't rely on under-tested or completely untested solutions to perform correctly when you need them most.

Micro Focus's disaster recovery solutions allow you to rapidly, easily and safely test the integrity of protected workloads. With a single

Availability	Maximum allowable downtime per year	Maximum allowable downtime per month	Cost	Products	Typical RPO/RTO
90% ("one nine")	36.5 days	72 hours			12-24 hours
95%	18.25 days	36 hours			
99% ("two nines")	3.65 days	7.2 hours			15-60 minutes
99.5%	1.83 days	3.6 hours			
99.9% ("three nines")	8.76 hours	43.2 minutes			
99.99% ("four nines")	52.56 minutes	4.32 minutes			<5 minutes
99.999% ("five nines")	5.26 minutes	25.9 seconds			

click, you can take a virtual snapshot of the recovery workload and boot it in a safe sandbox test network. You can not only confirm that the workload runs properly but also validate that your solution meets recovery point objective (RPO) and RTO metrics. And because the test snapshot is fenced off from your production network, you can work without impacting your production environment.

The more regularly you test your disaster recovery solution, the more confidence you (and your organization) will have that it is up-to-date and will function correctly and as expected if a disaster actually occurs.

PlateSpin Forge is an all-in-one disaster recovery hardware appliance that delivers high-performance protection of up to 25 physical and virtual server workloads. In the event of a production server outage or disaster, workloads can be rapidly powered on inside the self-contained recovery environment and continue to run normally until the production environment is restored.

PlateSpin® Protect leverages the VMware infrastructure you already own for high-performance protection of both physical and virtual server workloads. Replica workloads created as virtual machines offer extremely fast

Learn more about disaster recovery from
Micro Focus at: www.netiq.com/products/forge/
and www.netiq.com/products/protect/

www.microfocus.com

recovery times, and incremental replication provides multiple restore points. Workloads can be easily restored back to any physical server or virtual host.

The Micro Focus disaster recovery product portfolio includes PlateSpin Protect and PlateSpin Forge. For more information on these products, visit: www.microfocus.com



Micro Focus

UK Headquarters

United Kingdom
+44 (0) 1635 565200

U.S. Headquarters

Rockville, Maryland
301 838 5000
877 772 4450

Additional contact information and office locations:
www.microfocus.com