

How to Find Your IDOL Version Number

Three ways to find your version

Guide

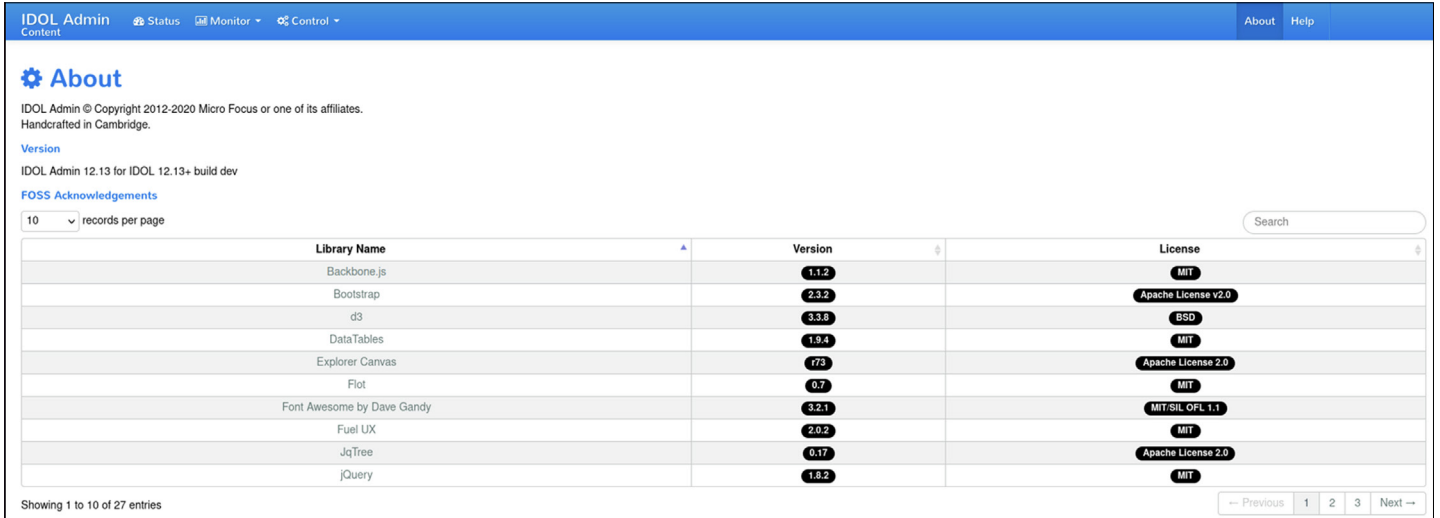
www.microfocus.com/opentext

Product Guide

Guide

How to Find Your IDOL Version Number

1. IDOL Admin—About Screen



The screenshot shows the 'About' page in the IDOL Admin interface. It includes a navigation bar with 'Status', 'Monitor', and 'Control' options. The main content area displays the 'About' section with a gear icon. Below this, there is a table listing various libraries used in the application, including their names, versions, and licenses. The table is filtered to show 10 records per page.

Library Name	Version	License
Backbone.js	1.1.2	MIT
Bootstrap	2.3.2	Apache License v2.0
d3	3.3.6	BSD
DataTables	1.9.4	MIT
Explorer Canvas	173	Apache License 2.0
Flot	0.7	MIT
Font Awesome by Dave Gandy	3.2.1	MIT/SIL OPL 1.1
Fuel UX	2.0.2	MIT
JqTree	0.17	Apache License 2.0
jQuery	1.8.2	MIT

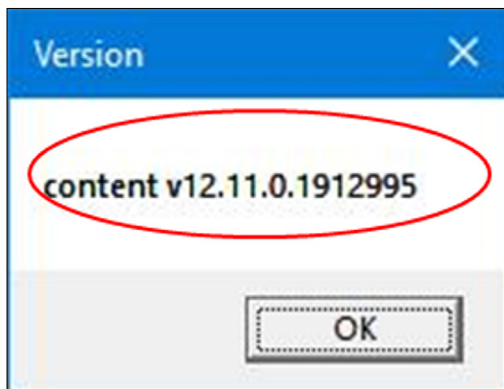
2. Command Line

To find the version of an ACI server, use the GetVersion action to check the version number of an IDOL service.

For example—

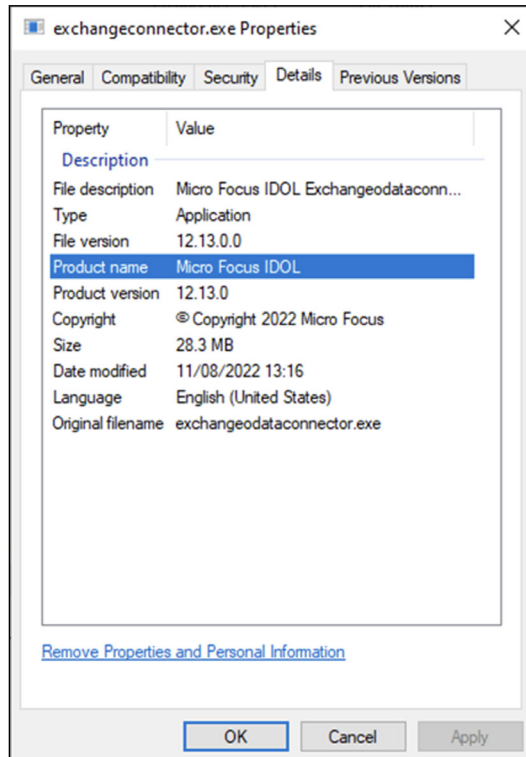
`http://IDOLhost:port/action=GetVersion`

You can also run a command line parameter “-version”
The output from “content.exe -version” looks like this:



Learn more at
www.microfocus.com/opentext

3. Executable Properties—Details Screen



The screenshot shows the 'exchangeconnector.exe Properties' dialog box with the 'Details' tab selected. The 'Property' and 'Value' columns are visible, listing various details about the application, including the product name, version, copyright, size, and date modified.

Property	Value
Description	
File description	Micro Focus IDOL Exchangeodataconn...
Type	Application
File version	12.13.0.0
Product name	Micro Focus IDOL
Product version	12.13.0
Copyright	© Copyright 2022 Micro Focus
Size	28.3 MB
Date modified	11/08/2022 13:16
Language	English (United States)
Original filename	exchangeodataconnector.exe

Connect with Us

[OpenText CEO Mark Barrenechea's blog](#)

