

How to Find Your Open Enterprise Server (OES) Version

Use this guide to find which version of Open Enterprise Server you are using.

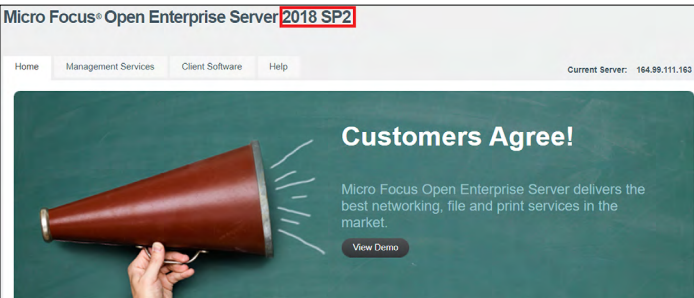
Guide

Method 1

Go to the Welcome page on OES server:

```
http://<Hostname/ip_address>/welcome/
```

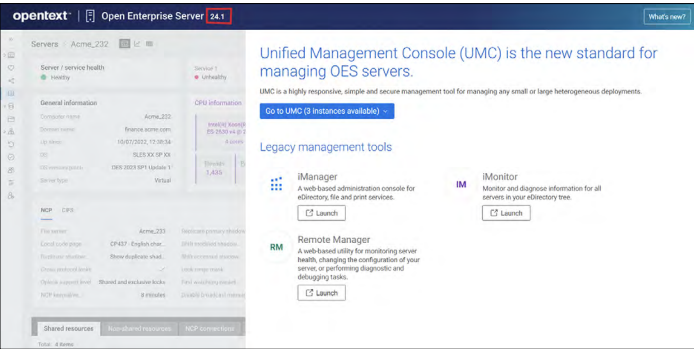
The installed version can be seen on the top. Please refer to the version marked with-in the red box in below screenshot.



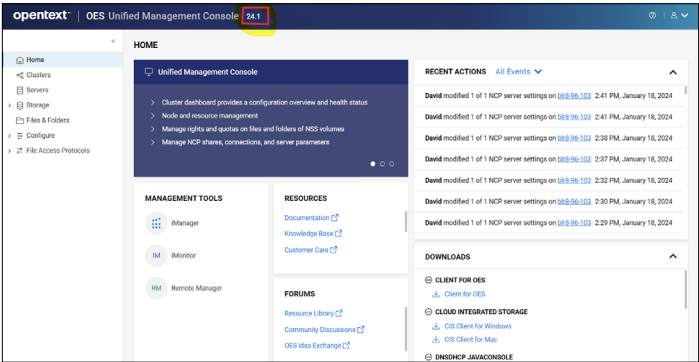
From OES24.1 onwards we will see the OES version on refreshed Welcome page

Go to the Welcome page on OES 24.1 server:

```
http://<Hostname/ip_address>/welcome/
```



If UMC (Unified Management Console) is installed and configured, we can log in to UMC and see the OES version on which UMC is deployed.



Method 2

1. Log in to server console and execute the below command:

```
# cat /etc/novell-release
Open Enterprise Server 2018 (x86_64)
VERSION = 2018.2
PATCHLEVEL = 2
```

2. From the output,

The major version of **OES** is **2018** (Open Enterprise Server 2018)
Patch level or Support pack is **2**

Open Enterprise Server Versions	
Major Version	Support Pack
OES 2015	SP1
OES 2018	—
OES 2018	SP1
OES 2018	SP2
OES 2018	SP3
OES 2023	—

3. From OES 23.4 onwards /etc/novell-release file includes:

```
# cat /etc/novell-release
Open Enterprise Server 23.4 (x86_64)
VERSION = 2023.1
PATCHLEVEL = 1
DISPLAY_RELEASE = 23.4
Use DISPLAY_RELEASE to identify the version of OES
```

Learn more at
www.microfocus.com/en-us/products/open-enterprise-server/overview
www.opentext.com

Connect with Us

